



# ASN Message Implementation Guideline

Version 1.3

March 2012

## Document summary

Document item	Current value
Document Title	ASN Message Implementation Guideline
Date Last Modified	29 <sup>th</sup> February 2012
Current Document Issue	Version 1.2
Status	Draft
Document Description (one sentence summary)	This document gives guidance on how to implement ASNs using GS1 DESASDV message

## Log of changes

Version no	Date of change	Summary of change
V 0.1	26 February 2011	Combined points 5 and 6 Business processes and Scenario's
V 0.2	01 March 2011	Model and Matrix added to point 5
V 0.3	04 April 2011	Addition to Introduction to Scope
V 0.4	13 April 2011	Updates from group discussion added to document
V 0.5	20 <sup>th</sup> May 2011	Updates to sections 2, 3, 4, 5, 6, 7, 10 and 11 from group discussion added to document and added 12
V 0.6	22 <sup>nd</sup> June 2011	Technical Specification update
V 0.61	6 <sup>th</sup> July	Technical Specification update
V.0.7	19 <sup>th</sup> July	Technical Specification update
V1.0	31 August 2011	Update with final comments from ASN subgroup
V1.1	14 November 2011	Technical specification updated to include Ultimate Consignee Location format
V1.2	29 <sup>th</sup> February 2012	Final edits
V1.3	22 <sup>nd</sup> March	Final diagram update

## Disclaimer

Whilst every effort has been made to ensure that the guidelines to use the GS1 standards contained in the document are correct, GS1 and any other party involved in the creation of the document HEREBY STATE that the document is provided without warranty, either expressed or implied, of accuracy or fitness for purpose, AND HEREBY DISCLAIM any liability, direct or indirect, for damages or loss relating to the use of the document. The document may be modified, subject to developments in technology, changes to the standards, or new legal requirements.

## Table of contents

1.	Introduction and acknowledgements .....	4
1.1	About this document .....	4
1.2	Contributors .....	4
1.3	Compliance.....	4
1.4	Document change management .....	4
2.	Introduction .....	5
3.	Benefits .....	6
4.	Scope.....	6
4.1	In scope.....	6
4.2	Out of scope .....	6
5.	Business processes .....	7
6.	Pallet labelling .....	9
7.	Technical specifications (based on EANCOM 2002 Edition 2010).....	15
7.1	Interchange structure.....	15
7.2	Message structure .....	15
7.3	Segment structure .....	19
7.4	Format of data elements .....	22
7.5	Segment details .....	23
8.	Examples .....	60
	Appendix A: Message structure hierarchy.....	63
	Appendix B: Glossary of terms.....	67
	Appendix C: Application Identifiers for logistics labels.....	75
	Appendix D: References .....	81



## 1. Introduction and acknowledgements

### 1.1 About this document

The purpose of this document is to create a best practice industry guideline for the use of advanced shipping notices (ASNs). It has been created by the GS1 EDI Standards Implementation Group (ESIG), whose members represent both Demand and Supply side.

The mission of this group is to promote the correct and consistent use of EDI through the use of GS1 eCom standards throughout the UK supply chain for the benefit of all GS1 UK members.

### 1.2 Contributors

Name	Company
Debbie King	3M
Frank McNeil	Heineken
John Stokes	Howarth Timber
Philip Bach	Kraft
Philip Steedman	Makro
Rob West	Marks & Spencer
Scott Civzelis	Mitchells & Butlers
Andrew Sanderson	Nestle
Graham Terry	Nestle
Mark Matakotoga	Pepsico
Richard Mosson	Pepsico
Paul Barden	Sainsbury's
Jo Puri	Tata
Denise Pieri	Tesco
Peter Cornell	Unilever
Patrick Stonehewer Simon Tompsett	Waitrose
Shan Welch	GS1 UK
Mark Gillott	GS1 UK

### 1.3 Compliance

Compliance to this guideline means that users will not add attributes that are not available in the standard, or use attributes for other than their intended purpose.

### 1.4 Document change management

Any requests for changes to this document will be handled through the ESIG Change Request Process.

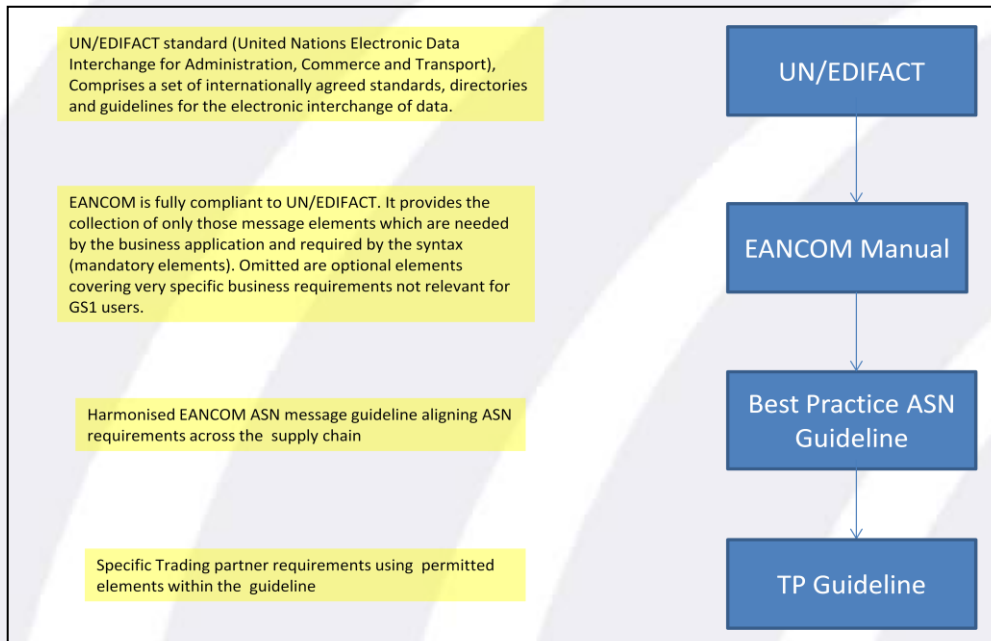
## 2. Introduction

The Advanced Shipping Notice (ASN) is a document that provides detailed information about a pending delivery, and is sent prior to that delivery. It is usually sent in electronic format. In the GS1 EANCOM standard, this is the DESDAV, despatch advice message.

The ASN can be used to provide information about when the shipment will be delivered, the contents of that delivery – including the number of cases on the pallet, weight, type of packaging, order information, product description.

Industry Supply Chains are requesting varying information from suppliers in their ASNs, they do not always adhere to published GS1 standards and use different standards/versions. Suppliers are therefore faced with unnecessary complexity, time and cost which affect their ability to comply with retailers' requests. This in turn reduces the financial and efficiency benefits of ASNs for retailers. One of GS1 UK's objectives is to remove costs and complexity from the supply chain. GS1 UK believes there are benefits and costs savings for the overall supply chain if a harmonised approach is taken. An industry best practice document would provide consensus across the industry and provide a useful source of reference material for suppliers new to ASNs to speed up the test to live process with retailers.

The diagram below shows where the Best Practice guideline sits within the message structure hierarchy.



**Figure 1: Message Structure Hierarchy**

### 3. Benefits

Some of the benefits of a best practice industry guideline are shown below:

- Reduces complexity for suppliers, time and cost to implement
- Ensures the same standards/versions are used
- Ensures conformance to the appropriate industry standards
- Aligns requirements across the supply chain
- Improves the goods receipt process
  - Increases efficiency of receiving process through selective checking
  - Provides accurate and timely information of expected goods before delivery through early notification of any delivery shortfalls
- Can be used as a basis for returns
- Acts as an enabler to move forward on future projects without having to do the groundwork again
- Enables prompt/faster payment to suppliers through direct matching with invoices and a reduction in queries
- Use of a single format reduces the need for suppliers to convert several formats to process into internal systems
- Makes it easier for suppliers to run simple mismatch comparisons when using a single format with customers.

### 4. Scope

The scope of this project is to create a best practice industry guideline for the use of ASNs.

#### 4.1 In scope

- This document will include guidance on the various business processes where ASNs may be used and how they should be applied.
- It will give guidance for pallet labels,
- The technical specification for the DESADV message containing details for goods despatched or ready for despatch under agreed conditions, and will clearly indicate what is mandatory and optional.
- Message examples will also be included.

#### 4.2 Out of scope

- This document does not refer to cross dock operations and will not provide individual company guidelines.
- Intra-company delivery process not included

## 5. Business processes

The diagram below shows the various business flows where ASNs may be used. These flows are then outlined in the matrix overleaf. See section 7: Technical specifications for the message formats that support these flows.

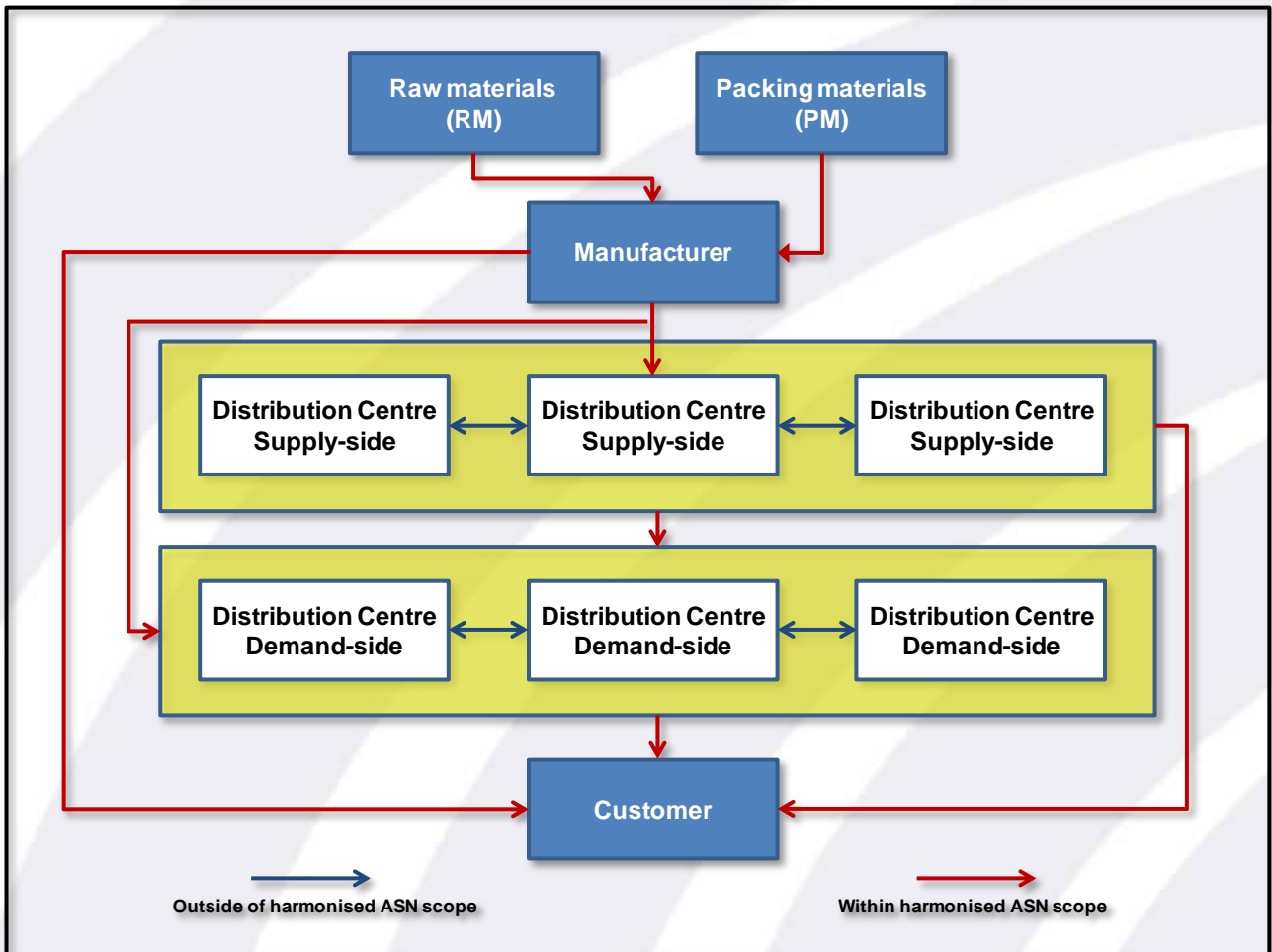


Figure 2: Business process flow model

### Process flow description

Flow	Description	ASN required Yes/No	What information does the recipient of the ASN require?	Comments
<b>3<sup>rd</sup> Party Manufacturer-&gt;Distributor-&gt;Customer</b>	Another company manufactures for delivery via a distributor to the end customer. The Supplier manages the customer relationship i.e. order intake through to invoice	Yes	Product, quantity, dimensions, pallet information, arrival date/time, customer details	The supplier requires visibility of the actions completed on its behalf to meet a customer order.
<b>RM/PM -&gt; Manufacturer</b>	Material supplier sends RM/PM to the manufacturer who converts them into finished goods. This may be done by the supplier himself or a carrier	Yes	product, quantity, dimensions, pallet information, arrival date/time	Receipt advice could be sent to RM/PM supplier by Manufacturer upon receipt of goods
<b>Supplier to Co-Packer</b>	Supplier sends finished goods product <b>A</b> to co-packer for transformation into product <b>B</b> . Co-Packer will send product back to supplier for onward distribution.	Yes	product, quantity, dimensions, pallet information, arrival date/time	Supplier to send ASN to Co-Packer. Co-Packer to send RECADV to supplier. Once product transformed Co-Packer to send ASN to supplier based on RM/PM flow. RECADV from supplier to Co-Packer to be sent
<b>Manufacturer -&gt; Supply DC</b>	Manufacturer sends finished goods to the suppliers' DC	Yes	product, quantity, dimensions, pallet information, arrival date/time	This may be done by the manufacturer himself or he may assign a Freight Forwarder to do this
<b>Manufacturer -&gt; Customer DC</b>	Manufacturer sends goods direct to the customers' warehouse	Yes	product, quantity, dimensions, pallet information, arrival date/time	This may be done by the manufacturer himself or he may assign a Freight Forwarder to do this
<b>Manufacturer -&gt; Customer (store)</b>	Manufacturer sends goods direct to the customers' store	Yes	product, quantity, dimensions, pallet information, arrival date/time	This may be done by the Demand Side or a Freight Forwarder may be assigned to do this
<b>Manufacturer -&gt; Customer (individual)</b>	Manufacturer sends goods direct to the customer (B2C)	No		This information is likely to be emailed with paper or glass signing on delivery
<b>Supply DC -&gt; to Customer DC</b>	Suppliers' DC sends the goods to the recipients' DC	Yes	product, quantity, dimensions, pallet information, arrival date/time	
<b>Customer DC -&gt; Customer (Store)</b>	Customer DC sends the goods to their store(s)	Yes	product, quantity, dimensions, pallet information, arrival date/time	
<b>Supply DC -&gt; to Customer DC -&gt; Customer (store)</b>	Suppliers' DC sends the goods to the recipients' DC specified per store	Yes	product, quantity, dimensions, pallet information, arrival date/time	
<b>Customer DC -&gt; Customer (individual)</b>	Customer DC sends the goods to their customer	No		This information is likely to be emailed with paper or glass signing on delivery

**Figure 3: Process flow matrix (description and ASN content requirement)**



## 6. Pallet labelling

### Logistics labels and SSCCs

Logistics labels are increasingly used to track pallets and other logistics units through the supply chain, as recording and monitoring the movement of goods is an essential part of supply chain management. The serial shipping container code (SSCC) is a unique serial number that is used to identify each individual pallet, and this is a GS1 standard.

The GS1 System also provides a standard for the way in which logistics labels incorporate a company's own information as well as the SSCC and any other bar coded information.

The GS1 logistics label enables companies to present information in a standard format that allows for easier handling and interpretation. It uses GS1-128 bar codes to represent the SSCC for a pallet as well as certain types of information about the logistics unit's contents.

While it will very often appear on pallets of goods, the label is designed for use on any units that are transported between companies. These could be drums of chemicals, rolls of fabric or paper, pallets of raw materials, as well as pallets, part pallets, or individual traded units.

### Benefits

The SSCC provides a single means of uniquely identifying logistics units to simplify the way in which products can be tracked and traced through the supply chain. Information about the contents of each logistics unit can be provided using GS1 standards which can be used in any trade and industry sector.

The benefits of using SSCCs and the GS1 label include:

- One label for use by suppliers, distributors and customers throughout the supply chain
- Improved control procedures in warehousing and distribution
- Unique identification for standard and non-standard pallets
- A consistent link with electronic data interchange (EDI) business messages
- Minimised labelling costs through the use of an international standard
- Automation and efficient handling of transport units and their contents
- Increased speed of processing deliveries
- Improved matching of deliveries against invoice

### Purpose of the SSCC

Each logistics unit must be identified with an SSCC. The SSCC is sometimes called the license plate and contains no information about the logistics unit but provides a link to systems where the information is held.

The serial shipping container code is an 18-digit number formed using the GS1 Company prefix number assigned to a company by GS1 UK or another GS1 member organisation. The company assigning the SSCC is responsible for ensuring its uniqueness. When assigning an SSCC, the rule is that an individual SSCC number must not be reallocated within one year of the shipment date from the SSCC assignor to a trading partner. However, prevailing regulatory or industry organization specific requirements may extend this period.

Examples of the 18-digit number structure follows:



Extension digit	GS1 company prefix number	Serial number	Check digit
0	5012345	123456789	3
0	50563456	12345678	8
0	506134567	1234567	1
0	5066345678	123456	7

**Extension digit:** This can take any value between 0 and 9 and allows users to create more SSCCs. It was previously known as the packaging indicator, and 3 was historically recommended as a default value in the UK.

- **GS1 company prefix number:** This prefix is allocated to the company when they join GS1 UK. The length of the company prefix is between five and eleven digits depending on the member's needs.
- **Serial number:** This number is between eleven and five digits in length depending on the length of the company prefix number, and is allocated by the company identifying the pallet.
- **Check digit:** A calculation over the previous 17 digits. The calculation is the same as that used for other GS1 identifiers, such as GTINs and GLNs. The check digit calculation can be found at the end of this section and can also be found in the membership services section of the GS1 UK website.

Please note that the SSCC should be used as an 18-digit number within companies' computer systems.

## Using SSCCs

### In bar codes

The SSCC can only be shown in GS1-128 bar codes and the application identifier (AI) 00 always denotes the SSCC. AIs are two, three or four digit numbers that specify the data that follows them in a GS1 bar code and they are agreed internationally.

Details of the contents of the logistics unit such as the GTINs of the products on the pallet; their quantity, batch number, and expiry date can also be shown in extra GS1-128 bar codes. Like the SSCC these different types of information are defined using AIs.

Wherever possible different sets of information will be joined together (concatenated) in one symbol to ensure the most effective use of the space available.

The size of GS1-128 bar codes will vary according to the amount of information shown in each bar code and the width of the bars and spaces. The width of the narrowest bars and spaces, known as the x-dimension, can vary from 0.495 mm to 1.016 mm, while the height of the bars must be at least 32 mm. The maximum width of the symbol is 165 mm.

### In business messaging

Companies using SSCCs to identify their logistics units can send details of each logistics unit to their trading partners before the logistics units arrive. These EDI business messages can be processed automatically, so that when the logistics units arrive, the bar codes on the labels can be scanned and the SSCC for each pallet can be matched to the information sent in advance.

The EDI standards published and promoted by GS1 UK – EANCOM and GS1 XML (Extensible Markup Language) schemas – make full use of SSCCs, GTINs and GLNs to simplify the automation of business messaging.



The despatch advice message is used to provide details of each delivery and uses SSCCs to identify each logistics unit. This electronic message will also include information about the contents of each unit, using GTINs to identify each product line, and GLNs to identify the trading partners and the relevant addresses.

This guideline is based on the EANCOM Despatch Advice (DESADV) message which provides for advance notification of shipments.

### Providing extra information

If a logistics unit contains identical products, extra information about them, such as their GTIN, quantity, batch number, and best before date, can be provided using AIs. The AIs define data fields that are recognised and used in the same way by all companies within the global supply chain. The GS1 system provides over 200 application identifiers; some for very specialised applications, but some of the most commonly used ones are shown below. The full list of AIs can be found in the GS1 General Specifications which can be downloaded from the resource library section of the GS1 UK website.

Application identifier	Data field definition	Format of data
01	GTIN	Fixed length, 14 digits
02	GTIN of product contained on the pallet	Fixed length, 14 digits
37	Count of items on the pallet	Variable length, up to 8 digits
15	Best before date	YYMMDD, fixed length, 6 digits
17	Use by date	YYMMDD, fixed length, 6 digits
10	Batch number	Variable length, up to 20 alphanumeric characters
21	Serial number	Variable length, up to 20 alphanumeric characters
3102	Net weight in kilos (to two decimal places)	Fixed length, 6 digits
20	Product variant	Fixed length, 2 digits

It is not possible to provide extra information about mixed or pick pallets by using AIs with GS1-128 bar codes because an AI can only be used once on any label. Only AI 00 (for the SSCC) can be used for these pallets.

If extra information about the contents is being provided, then either the GTIN for the contents of the pallet or the GTIN for the pallet itself will generally be required. There are rules about how application identifiers can be used together and these are also provided in the GS1 General Specifications.

Some application identifiers must only ever be used with other AIs and some of the most common combinations are shown below:

AI and definition	Must be used with AI...	Comment
00, serial shipping container code		Has to be used on all GS1 logistics labels
02, identification of trade items contained in a logistics unit	37, count of units contained	Must not be used with AI 01 (identification of a single trade item)
37, count of trade items contained	02, identification of trade items contained in a logistics unit	Must not be used with AI 01
15, best before date; 17, use	01 or 02	The pallet must contain



by date		products with the same expiry date
10, batch number; 20, product variant; 3102, net weight in kilograms	01 or 02	The pallet must contain the same batches and variants

## The format of the GS1 logistics label

### Layout

The label has three sections that allow companies to provide their own information about the logistics unit as well as data that is defined by the GS1 System. The label has three sections as explained below:

- **Top section:** Company name, logo or any other information
- **Middle section:** The SSCC for the logistics unit and any extra information that may be defined using the AI standards. This is all shown in a human readable form
- **Lower section:** GS1-128 bar codes with the encoded data shown beneath each bar code. The SSCC should always be shown in the lowest bar code on the label

There is no limit to the number of GS1-128 bar codes that can be used on a GS1 label.

### Label size

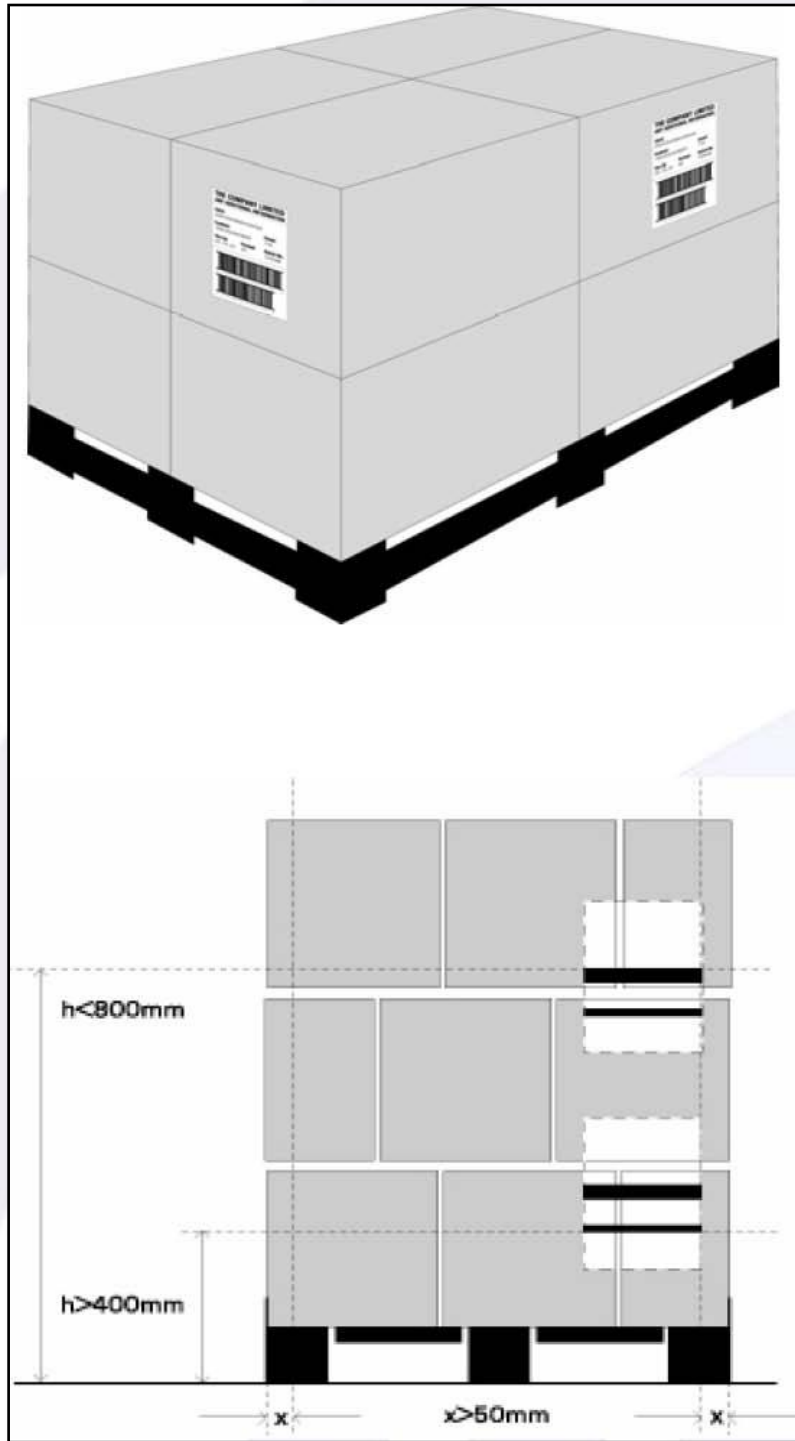
Most companies will use an A5 label (148mm x 210mm) as shown on the next page, so that extra information may be included. Any size label may be used as required, and the GS1 General Specifications do not specify a standard size.

### Label location

Although the logistics label can be used on any unit, it will very often be used on a pallet. Two labels should be attached to adjacent sides; one a short side and the other on the long right hand side.


- For units taller than 1,000mm, place the label so that the bar codes are no higher than 800mm and no lower than 400mm above the floor on which the unit stands.
- For units lower than 1,000mm, place the label as high as possible but make sure that the bar codes are no higher than 800mm and no lower than 32mm from the base of the unit.

The edge of a bar code (including its light margins) should also be no closer than 50mm to a vertical edge of the logistics unit.




**Figure 4: Logistics label locations**

<b>THE COMPANY LIMITED</b>		
<b>ANY ADDITIONAL INFORMATION</b>		
<b>SSCC</b>		
050123450001234563		
<b>Content</b>		<b>Count</b>
15012345678907		110
<b>Use by</b>	<b>Variant</b>	<b>Batch No.</b>
25.12.04	05	1234AB

(02) 15012345678907 (17) 041225 (37) 0110

(00) 050123450001234563 (20) 05 (10) 1234AB

Figure 5: Example logistics label layout

**Check digit calculation**

The last digit of the GTIN-12, GTIN-13, GTIN-14, or SSCC is a check digit to make sure the number is correctly composed. The check digit is calculated by a modulo-10 algorithm from all the other digits in the number through the following steps:

- 1 Starting with the digit on the right of the number, (excluding the check digit) sum all the alternate digit values, reading right to left.
- 2 Multiply the result of step 1 by 3.
- 3 Sum all the remaining digit values.
- 4 Add the result of step 2 to the result of step 3.
- 5 The modulo-10 check digit is the smallest number, which when added to the result of step 4, produces a multiple of 10.

For example, to calculate the check digit for the following GTIN-13:



5 0 1 2 3 4 5 7 6 4 2 1 \_

Step 1 1 + 4 + 7 + 4 + 2 + 0 = 18

Step 2 18 x 3 = 54

Step 3 2 + 6 + 5 + 3 + 1 + 5 = 22

Step 4 54 + 22 = 76

Step 5 76 + C = 80

C = 4

The complete GTIN-13 is therefore 5012345764214.

A check digit calculator is available on the GS1 UK website at www.gs1uk.org. It produces check digits for GTIN-12, GTIN-13, GTIN-14, GTIN-8 and SSCC numbers. To use the calculator simply follow the instructions and key in the digits.

## 7. Technical specifications (based on EANCOM 2002 Edition 2010)

The UN/EDIFACT syntax sets the rules for structuring data into segments, segments into messages, and messages into an interchange.

### 7.1 Interchange structure

An interchange may consist of the following segments:

	UNA		
[	UNB	Interchange Header	Mandatory
	UNH	Message Header	Mandatory
	USER DATA SEGMENTS		
]	UNT	Message Trailer	Mandatory
	UNZ	Interchange Trailer	Mandatory

Segments starting with "UN" are called service segments. They constitute the envelope or the "packaging" of the UN/EDIFACT messages.

User data segments contain the information itself, in a format specific to each message type.

### 7.2 Message structure

Each data segment has a specific place within the sequence of segments in the message. They may occur in any of the following three sections of the message:

- a. **Heading section:** A segment occurring in this section relates to the entire message
- b. **Detail section:** A segment occurring in this section relates to the detail information only
- c. **Summary section:** Only segments containing totals or control information may occur in the summary section, e.g. invoice total amount, number of lines in a purchase order, etc.

The same segment type may occur in more than one of the message sections, for example in the header and in the detail section, and/or more than once in the same section.

Some segments may be repeated a certain number of times at their specific location in the message. The status, Mandatory or Conditional, and the maximum number of repetitions of segment types are indicated in the message structure.

For further details refer to the EANCOM Manual, Part 1 EDIFACT and EANCOM Section 5 Appendix 1.

### Message structure chart

The message structure chart is a sequential chart which presents the message in the sequence in which it must be formatted for transmission. Every message is structured and consists of three sections; a header, detail, and summary section. An example of a message structure chart follows:

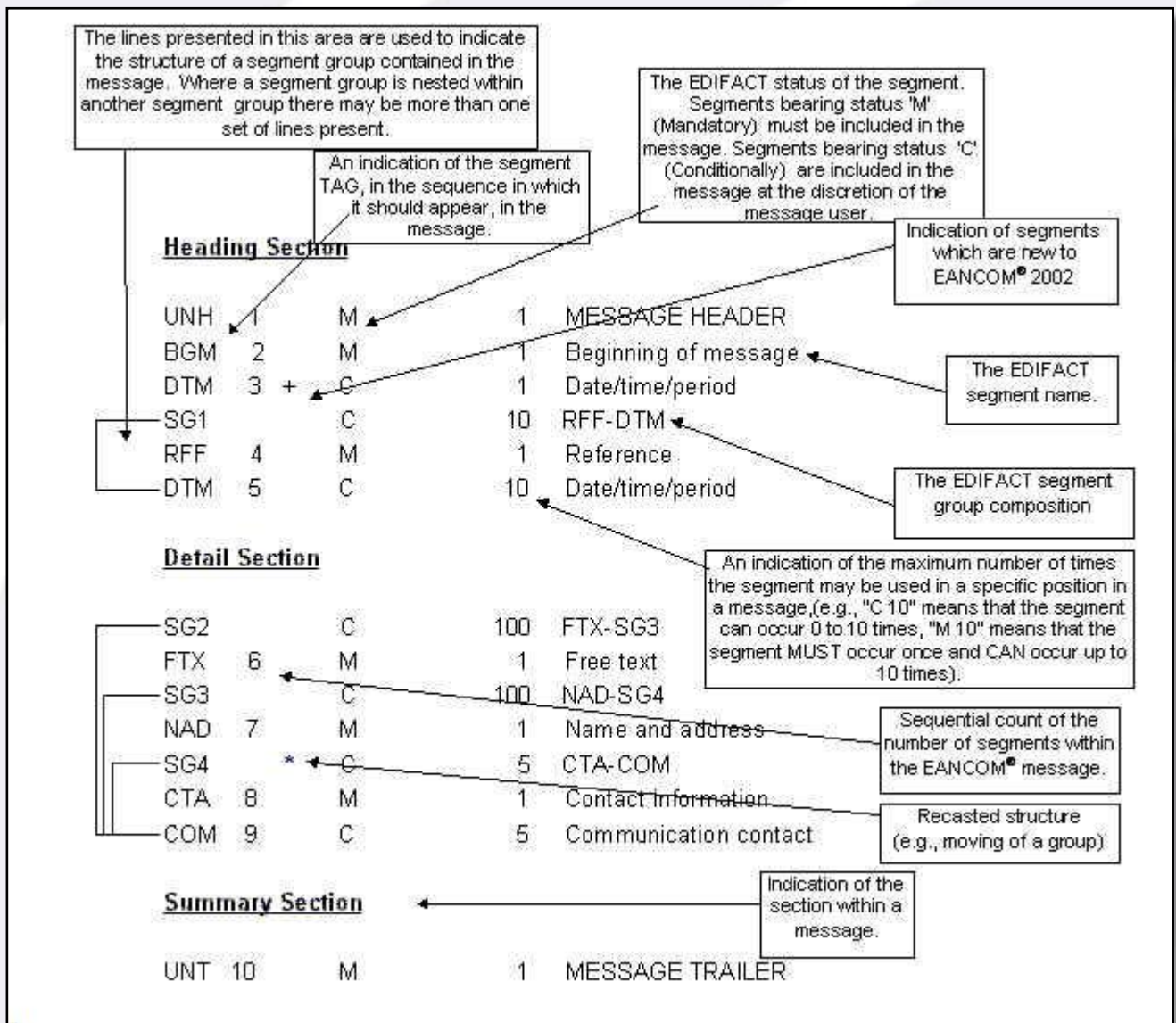


Figure 6: Example message structure chart

The structure chart should always be read from top down and left to right (please note that the message detailed is simply an example message and does not bear any relevance to real EANCOM messages).

Any segments shown below that are greyed out, are not necessary for the previously described process flows and not included in section 7.5 Segment Details. Please refer to the EANCOM Manual for further details if you wish to use any of these segments.

All other segments below (unless Mandatory) are optional and should be used according to your business requirements e.g. if you do not send equipment information then there is no need to send the Equipment related segments in your message.

### Despatch advice heading section

<a href="#">UNH</a>	1	M	1	- Message header
<a href="#">BGM</a>	2	M	1	- Beginning of message
<a href="#">DTM</a>	3	C	10	- Date/time/period
ALI +	4	C	5	- Additional information
MEA +	5	C	5	- Measurements
MOA +	6	C	5	- Monetary amount
<a href="#">SG1</a>		C	10	- RFF-DTM
<a href="#">RFF</a>	7	M	1	- Reference
<a href="#">DTM</a>	8	C	1	- Date/time/period
<a href="#">SG2</a> *		C	99	- NAD-LOC-SG3-SG4
<a href="#">NAD</a>	9	M	1	- Name and address
<a href="#">LOC</a> +	10	C	10	- Place/location identification
SG3		C	10	- RFF
RFF	11	M	1	- Reference
SG4		C	10	- CTA-COM
CTA	12	M	1	- Contact information
COM	13	C	5	- Communication contact
SG5		C	10	- TOD-LOC
TOD	14	M	1	- Terms of delivery or transport
LOC	15	C	5	- Place/location identification
<a href="#">SG6</a>		C	10	- TDT-SG7
<a href="#">TDT</a>	16	M	1	- Details of transport
<a href="#">SG7</a> *		C	10	- LOC-DTM

<a href="#">LOC</a>	17	M	1	- Place/location identification
<a href="#">DTM</a> +	18	C	10	- Date/time/period
<a href="#">SG8</a>		C	10	- EQD-MEA-SEL
<a href="#">EQD</a>	19	M	1	- Equipment details
<a href="#">MEA</a>	20	C	5	- Measurements
<a href="#">SEL</a>	21	C	25	- Seal number

### Despatch advice detail section

<a href="#">SG10</a>		C	9999	- CPS-SG11-SG17
<a href="#">CPS</a>	22	M	1	- Consignment packing sequence
<a href="#">SG11</a>		C	9999	- PAC-MEA-QTY-SG12-SG13
<a href="#">PAC</a>	23	M	1	- Package
<a href="#">MEA</a>	24	C	10	- Measurements
QTY	25	C	10	- Quantity
<a href="#">SG12</a>		C	10	- HAN
HAN	26	M	1	- Handling instructions
<a href="#">SG13</a>		C	1000	- PCI-RFF-DTM-SG15
<a href="#">PCI</a>	27	M	1	- Package identification
RFF	28	C	1	- Reference
<a href="#">DTM</a>	29	C	5	- Date/time/period
<a href="#">SG15</a>		C	99	- GIN
<a href="#">GIN</a>	30	M	1	- Goods identity number
<a href="#">SG17</a> *		C	9999	- LIN-PIA-IMD-MEA-QTY-ALI-DLM-DTM-FTX-MOA-SG18-SG20-SG22-SG25
<a href="#">LIN</a>	31	M	1	- Line item
<a href="#">PIA</a>	32	C	10	- Additional product id
<a href="#">IMD</a>	33	C	25	- Item description
<a href="#">MEA</a>	34	C	10	- Measurements
<a href="#">QTY</a>	35	C	10	- Quantity
ALI +	36	C	10	- Additional information
DLM	37	C	100	- Delivery limitations
<a href="#">DTM</a>	38	C	5	- Date/time/period
FTX	39	C	99	- Free text

	MOA	+	40	C	5	- Monetary amount
	<a href="#">SG18</a>			C	99	- RFF-DTM
	<a href="#">RFF</a>		41	M	1	- Reference
	DTM		42	C	1	- Date/time/period
	<a href="#">SG20</a>	*		C	100	- LOC-NAD-DTM-QTY
	<a href="#">LOC</a>		43	M	1	- Place/location identification
	NAD	+	44	C	1	- Name and address
	DTM		45	C	1	- Date/time/period
	QTY		46	C	10	- Quantity
	SG22			C	9999	- PCI-DTM-MEA-QTY-SG23-SG24
	PCI		47	M	1	- Package identification
	DTM		48	C	5	- Date/time/period
	MEA		49	C	10	- Measurements
	QTY		50	C	1	- Quantity
	SG23			C	10	- GIN-DLM
	GIN		51	M	1	- Goods identity number
	DLM		52	C	100	- Delivery limitations
	SG24			C	10	- HAN
	HAN		53	M	1	- Handling instructions
	SG25			C	10	- QVR-DTM
	QVR		54	M	1	- Quantity variances
	DTM		55	C	5	- Date/time/period

### Despatch advice summary section

<a href="#">CNT</a>	56	C	5	- Control total
<a href="#">UNT</a>	57	M	1	- Message trailer

© Copyright GS1 Edition 2010

### 7.3 Segment structure

A segment consists of:

- A segment tag: identifies the segment type
- Data element separators
- Simple and/or composite data elements

- A segment terminator

Data elements can be defined as having a fixed or variable length.

A composite data element contains two or more component data elements.

A component data element is a simple data element used in a composite data element.

A data element can be qualified by another data element, the value of which is expressed as a code that gives specific meaning to the data. The data value of a qualifier is a code taken from an agreed set of code values.

### Service characters

In EANCOM, four characters, extracted from character set level A, have a special meaning and act as the default service characters for EANCOM:

Apostrophe	'	=	segment terminator
Plus sign	+	=	segment tag and data element separator
Colon	:	=	Component data element separator (separating simple data elements within a composite data element)
Question mark	?	=	Release character which, when immediately preceding one of the service characters, restores that character's normal meaning. For example, 10?+10=20 means 10+10=20. Question mark is represented by ??

There is an additional service character available in syntax 4

Asterisk	*	=	Repetition separator
----------	---	---	----------------------

### Syntax version 4

EANCOM 2002 is published in UN/EDIFACT syntax version 4, in which additional enhancements to version 3 have been included.

As well as the additional service character two new service messages have been added: AUTACK which applies security services (digital signature) to other UN/EDIFACT structures and KEYMAN which provides a capability of managing security keys and certificates.

From a user point of view there may be four reasons to implement EANCOM syntax version 4. They are that it:

- Enables extensive coverage of written languages of the world,
- Provides a payroll deduction advice message (PAYDUC),
- enables the EANCOM code list version to be explicitly identified,
- Provides for digital signatures.

For further details refer to the EANCOM Manual Syntax 4, Part 1 EDIFACT and EANCOM Section 5 Appendix1.

### Segment Layout (see section 7.5)

When reading the segment layout (in both syntax 3 and 4) the segments are presented in the sequence in which they appear in the message. The segment or segment group tag is followed by the (M)andatory / (C)onditional indicator, the maximum number of occurrences and the segment description.

Reading from left to right:

**Column one:** the data element tags and descriptions are shown (UN/EDIFACT)

**Column two:** the UN/EDIFACT status (M or C), the field format, Following the UN/EDIFACT information

Then EANCOM specific information is provided in the third, fourth, and fifth columns.

**Column three:** status indicator for the use of (C)onditional UN/EDIFACT data elements (see description below)

**Column four:** restriction indicator (see description below)

**Column five:** notes and code values used for specific data elements in the message.

### Status indicators

(M)andatory data elements or composites in UN/EDIFACT segments retain their status in EANCOM.

Additionally, there are five types of status with a (C)onditional UN/EDIFACT status, whether for simple, component or composite data elements. They are listed below and can be identified when relevant by the abbreviations.

- |             |          |  |
|-------------|----------|--|
| - REQUIRED  | <b>R</b> | Indicates that the entity is required and must be sent.  |
| - ADVISED   | <b>A</b> | Indicates that the entity is advised or recommended.   |
| - DEPENDENT | <b>D</b> | Indicates that the entity must be sent in certain conditions, as defined by the relevant explanatory note. |
| - OPTIONAL  | <b>O</b> | Indicates that the entity is optional and may be sent at the discretion of the user.                       |
| - NOT USED  | <b>N</b> | Indicates that the entity is not used and should be omitted.   |

If a composite is flagged as N, NOT USED, all data elements within that composite will have blank status indicators assigned to them.

### Restriction indicators

- **Restricted (\*)** A data element marked with an asterisk (\*) in the fourth column of the segment details of a message indicates that the listed codes in column five **are the only codes available for use** with the data element at the same level as the asterisk, in the current segment, in the current message.
- **Open.** All data elements in which coded representation of data is possible, and in which a restricted set of code values is not indicated, are open. The available codes are listed in the Data Elements and Code Sets Directory (Part III of the EANCOM manual). Code values may be given as examples or there may be a note on the format or type of code to be used.

In the EANCOM Manual different colours are used for the code values in the HTML segment details: restricted codes are in red and open codes in blue.

#### 7.4 Format of data elements

The following conventions apply:

##### Character type

a : Alphabetic characters  
n : Numeric characters  
an : Alpha-numeric characters

##### Size

Fixed : All positions must be used  
Variable : Positions may be used up to a specified maximum

##### Examples

a3 :3 Alphabetic characters, fixed length  
n3 :3 Numeric characters, fixed length  
an3 :3 Alpha-numeric characters, fixed length  
a..3 : Up to 3 alphabetic characters  
n..3 : Up to 3 numeric characters  
an..3 : Up to 3 alpha-numeric characters

## 7.5 Segment details

This section gives the basic set of segments recommended as best practice when implementing the DESADV message. Anything in a section that is not relevant is greyed out. For the full DESADV specification, including complete code lists, please refer to the EANCOM manual. See section 8 for message examples and Appendix A for Shipment hierarchies.

**Contact GS1 UK Service Team for the EANCOM manual**

<b>UNH</b> - M 1 - <a href="#">Message header</a>					
Function: This segment is used to head, identify and specify a message.					
		EDIFACT	EAN	*	Description
0062	Message reference number	M an..14	<b>M</b>		Sender's unique message reference. Sequence number of the messages in the interchange. DE 0062 in the UNT will be identical. Sender generated.
S009	MESSAGE IDENTIFIER	M	<b>M</b>		
<a href="#">0065</a>	Message type	M an..6	<b>M</b>	*	<a href="#">DESADV</a> = <b>Despatch advice message</b>
<a href="#">0052</a>	Message version number	M an..3	<b>M</b>	*	<a href="#">D</a> = <b>Draft version/UN/EDIFACT Directory</b>
<a href="#">0054</a>	Message release number	M an..3	<b>M</b>	*	<a href="#">01B</a> = <b>Release 2001 - B</b>
<a href="#">0051</a>	Controlling agency	M an..2	<b>M</b>	*	<a href="#">UN</a> = <b>UN/CEFACT</b>
<a href="#">0057</a>	Association assigned code	C an..6	<b>R</b>	*	<a href="#">EAN007</a> = <b>GS1 version control number (GS1 Code)</b> Indicates that the message is the EANCOM version 007 of the UNSM Despatch Advice.
0068	Common access reference	C an..35	<b>N</b>		
S010	STATUS OF THE TRANSFER	C	<b>N</b>		
0070	Sequence of transfers	M n..2			
0073	First and last transfer	C a1			
Segment Notes: This segment is used to head, identify and specify a message. DE's 0065, 0052, 0054, and 0051: Indicate that the message is a UNSM Despatch Advice message based on the D.01B directory under the control of the United Nations.					
Example: UNH+ME000001+DESADV:D:01B:UN:EAN007'					

<b>BGM</b> - M 1 - <a href="#">Beginning of message</a>				
Function: This segment is used to indicate the type and function of the message and to transmit the identifying number.				
	EDIFACT	EAN	*	Description
C002	DOCUMENT/MESSAGE NAME	C	R	<a href="#">General explanations</a>
<a href="#">1001</a>	Document name code	C an..3	R *	<a href="#">351</a> = Despatch advice
<a href="#">1131</a>	Code list identification code	C an..17	N	
1000	Document name	C an..35	O	
C106	DOCUMENT/MESSAGE IDENTIFICATION	C	R	
1004	Document identifier	C an..35	R	Despatch Advice number assigned by the document sender. For global unique identification of documents Global Document Type Identifier (GDTI) is available.
1056	Version identifier	C an..9	N	
1060	Revision identifier	C an..6	N	
<a href="#">1225</a>	Message function code	C an..3	R *	<p> <a href="#">1</a> = Cancellation  <a href="#">4</a> = Change  <a href="#">5</a> = Replace  <a href="#">7</a> = Duplicate  <a href="#">9</a> = Original  <a href="#">31</a> = Copy  <a href="#">42</a> = Confirmation via specific means </p> <p>The message function, coded is a critical data element in this segment. It applies to all data indicated in the message. Consequently, one separate message has to be provided per type of function required. The following definitions apply for the restricted codes:</p> <p>1 = Cancellation - A cancellation of a previously sent despatch advice. The previous despatch advice number is specified in the RFF segment.</p> <p>4 = Change - A change to a previously sent despatch advice. Only the area's changing need to be retransmitted. The previous despatch advice number is specified in the RFF segment.</p> <p>5 = Replace - The current message cancels and replaces a previously sent instruction to despatch message. Identification of the previously sent message should take place in the RFF segment.</p> <p>7 = Duplicate - A retransmission involving the same parties, on the specific request of the receiver.</p> <p>9 = Original - An original transmission of a Despatch advise.</p> <p>31 = Copy - A copy of a despatch advice for a third party for information purposes.</p> <p>42 = Confirmation via other means - A confirmation of a previous despatch advise sent by means other than EDI, e.g. Fax.</p>

<a href="#">4343</a>	Response type code	C an..3	N	
Segment Notes: This segment is used to indicate the type and function of the message and to transmit the identifying number. All references other than the document number DE 1004 are to be put in the RFF segment.				
Example: BGM+351+DES587441+9'				

## Function:

This segment is used to specify the date of the Despatch Advice or any dates related to the delivery of goods.

		EDIFACT	EAN	*	Description
C507	DATE/TIME/PERIOD	M	M		
<a href="#">2005</a>	Date or time or period function code qualifier	M an..3	M	*	<a href="#">137</a> = Document/message date/time <a href="#">191</a> = Delivery date/time, expected <a href="#">200</a> = Pick-up/collection date/time of cargo <a href="#">234</a> = Collection date/time, earliest <a href="#">235</a> = Collection date/time, latest
2380	Date or time or period value	C an..35	R		
<a href="#">2379</a>	Date or time or period format code	C an..3	R		<a href="#">102</a> = CCYYMMDD <a href="#">203</a> = CCYYMMDDHHMM <a href="#">718</a> = CCYYMMDD-CCYYMMDD

## Segment Notes:

This segment is used to specify the date of the Despatch Advice or any dates related to the delivery of goods.

DE 2005: Identification of the 'Document/message date/time' (code value 137) is mandatory in an EANCOM message.

## Example:

DTM+137:20021101:102'

**SG1** -C 10-[RFF-DTM](#)

A group of segments giving references where necessary, their dates relating to the whole message, e.g. contract number.

**RFF** -M 1-[Reference](#)

Function:

This segment is used to provide references that apply to the whole transaction.

	EDIFACT	EAN	*	Description
C506 REFERENCE	M	<b>M</b>	-	
<a href="#">1153</a> Reference code qualifier	M an..3	<b>M</b>	-	<a href="#">AAJ</a> = Delivery order number <a href="#">AAU</a> = Despatch note number <a href="#">CT</a> = Contract number <a href="#">ON</a> = Order number (buyer) <a href="#">PK</a> = Packing list number
<a href="#">1154</a> Reference identifier	C an..70	<b>R</b>	-	
1156 Document line identifier	C an..6	<b>N</b>	-	
4000 Reference version identifier	C an..35	<b>N</b>	-	
1060 Revision identifier	C an..6	<b>N</b>	-	

Segment Notes:

This segment is used to provide references that apply to the whole transaction.

Example:

RFF+AAJ:12332'

[SG1](#) - C 10 - [RFF-DTM](#)

A group of segments giving references where necessary, their dates relating to the whole message, e.g. contract number.

[DTM](#) - C 1 - [Date/time/period](#)

[General explanations](#)

Function:

This segment is used to specify dates relating to the references given in the previous RFF segment.

		EDIFACT	EAN	*	Description
C507	DATE/TIME/PERIOD	M	<b>M</b>		
<a href="#">2005</a>	Date or time or period function code qualifier	M an..3	<b>M</b>	*	<a href="#">171</a> = Reference date/time <a href="#">194</a> = Start date/time <a href="#">206</a> = End date/time <a href="#">54E</a> = Stuffing date/time (GS1 Code)
<a href="#">2380</a>	Date or time or period value	C an..35	<b>R</b>		
<a href="#">2379</a>	Date or time or period format code	C an..3	<b>R</b>		<a href="#">102</a> = CCYYMMDD

Segment Notes:

This segment is used to specify dates relating to the references given in the previous RFF segment.

Example:

DTM+171:20021101:102'

**SG2** - C 99 - [NAD-LOC-SG3-SG4](#)  
 A group of segments identifying names, addresses, and locations relevant to the whole Despatch Advice.

**NAD** - M 1 - [Name and address](#)

Function:  
 This segment is used to identify the trading partners involved in the Despatch Advice message. Identification of the supplier and buyer is recommended in the Despatch Advice. Additionally, the shipper and delivery party may be identified when different from the supplier or buyer.

*It is recommended that, where possible, only the coded form of the party ID (i.e. GLN) should be specified e.g. buyer and selector will be known to each other and addressing information held in Master Data. However, a Consignee or Delivery address may be different and therefore, more details may be needed.*

	EDIFACT	EAN	*	Description
<a href="#">3035</a> Party function code qualifier	M an..3	<b>M</b>		<a href="#">BY</a> =Buyer <a href="#">DP</a> =Delivery party  <a href="#">SU</a> =Supplier  SE = Seller
C082 PARTY IDENTIFICATION DETAILS	C	<b>A</b>		<a href="#">General explanations</a>
<a href="#">3039</a> Party identifier	M an..35	<b>M</b>		GLN - Format n13 For identification of parties it is recommended to use GLN - Format n13.
<a href="#">1131</a> Code list identification code	C an..17	<b>N</b>		
<a href="#">3055</a> Code list responsible agency code	C an..3	<b>R</b>	*	9 = <b>GS1</b>
C058 NAME AND ADDRESS	C	<b>O</b>		This composite may only be used to fulfil the requirements of directive 2003/58/EC, article 4.
<a href="#">3124</a> Name and address description	M an..35	<b>M</b>		
<a href="#">3124</a> Name and address description	C an..35	<b>O</b>		
<a href="#">3124</a> Name and address description	C an..35	<b>O</b>		
<a href="#">3124</a> Name and address description	C an..35	<b>O</b>		
<a href="#">3124</a> Name and address description	C an..35	<b>O</b>		
C080 PARTY NAME	C	<b>D</b>		
<a href="#">3036</a> Party name	M an..35	<b>M</b>		Party Name in clear text.
<a href="#">3036</a> Party name	C an..35	<b>O</b>		
<a href="#">3036</a> Party name	C an..35	<b>O</b>		
<a href="#">3036</a> Party name	C an..35	<b>O</b>		
<a href="#">3036</a> Party name	C an..35	<b>O</b>		
<a href="#">3045</a> Party name format code	C an..3	<b>O</b>		

C059	STREET	C		<b>D</b>	
<u>3042</u>	Street and number or post office box identifier	M	an..35	<b>M</b>	Building Name/Number and Street
<u>3042</u>	Street and number or post office box identifier	C	an..35	<b>O</b>	Name and/or P.O. Box
<u>3042</u>	Street and number or post office box identifier	C	an..35	<b>O</b>	
<u>3042</u>	Street and number or post office box identifier	C	an..35	<b>O</b>	
3164	City name	C	an..35	<b>D</b>	City/Town, clear text.
C819	COUNTRY SUB-ENTITY DETAILS	C		<b>D</b>	General explanations
<u>3229</u>	Country sub-entity name code	C	an..9	<b>O</b>	
<u>1131</u>	Code list identification code	C	an..17	<b>O</b>	
<u>3055</u>	Code list responsible agency code	C	an..3	<b>O</b>	
<u>3228</u>	Country sub-entity name	C	an..70	<b>O</b>	County/State, clear text.
<u>3251</u>	Postal identification code	C	an..17	<b>D</b>	Postal Code
<u>3207</u>	Country name code	C	an..3	<b>D</b>	ISO 3166 two alpha code
<p><b>Segment Notes:</b>  This segment is used to identify the trading partners involved in the Despatch Advice message. Identification of the supplier and buyer is recommended in the Despatch Advice. Additionally, the shipper and delivery party may be identified when different from the supplier or buyer. The delivery address in NAD is the main delivery address valid for all line items. It can be overridden at line level by the use of the Segment Group 20 (LOC-NAD-DTM-QTY) in which multiple delivery addresses can be specified for split deliveries.</p> <p><b>Example:</b>  NAD+BY+5411234512300::9'  NAD+SU+5412345123450::9'</p> <p><b>Dependency Notes:</b>  The following composites and data elements are only used when a coded name and address can not be used. The affected composites and data elements are as follows:  C080 - C059 - 3164 - C819 - 3251 - 3207</p>					

**SG2** - C 99 - [NAD-LOC-SG3-SG4](#)

A group of segments identifying names, addresses, and locations relevant to the whole Despatch Advice.

**LOC** - C 10 - [Place/location identification](#)

Function:

This segment is used to indicate more precise locations related to the party identified in the NAD segment e.g. a dock number or delivery bay.. It is recommended that GLN -Format n13 - be used for the identification of all locations.

	EDIFACT	EAN	*	Description
<a href="#">3227</a> Location function code qualifier	M an..3	<b>M</b>		<a href="#">7</a> = Place of delivery
C517 LOCATION IDENTIFICATION	C	<b>A</b>		<a href="#">General explanations</a>
<a href="#">3225</a> Location name code	C an..25	<b>A</b>		Use GLN - Format n13. If not applicable, use codes from another appropriate code set.
<a href="#">1131</a> Code list identification code	C an..17	<b>O</b>		
<a href="#">3055</a> Code list responsible agency code	C an..3	<b>D</b>		<a href="#">9</a> = GS1 <a href="#">92</a> = Assigned by buyer or buyer's agent
<a href="#">3224</a> Location name	C an..25 6	<b>O</b>		
C519 RELATED LOCATION ONE IDENTIFICATION	C	<b>N</b>		
3223 First related location name code	C an..25			
1131 Code list identification code	C an..17			
3055 Code list responsible agency code	C an..3			
3222 First related location name	C an..70			
C553 RELATED LOCATION TWO IDENTIFICATION	C	<b>N</b>		
3233 Second related location name code	C an..25			
1131 Code list identification code	C an..17			
3055 Code list responsible agency code	C an..3			
3232 Second related location name	C an..70			
5479 Relation code	C an..3	<b>N</b>		

Segment Notes:

This segment is used to indicate more precise locations related to the party identified in the NAD segment. It is recommended that GLN -Format n13 - be used for the identification of all locations.

Example:

LOC+7+5412345123472::9'

**SG6** -C 10 - [TDT-SG7](#)

A group of segments specifying details of the mode and means of transport and date/time of departure and destination relevant to the whole despatch advice.

**TDT** -M 1 - [Details of transport](#)

Function:

This segment is used to specify transport services used in the despatch advice.

	EDIFACT	EAN	*	Description
<a href="#">8051</a> Transport stage code qualifier	M an..3	<b>M</b>		<a href="#">20</a> = Main-carriage transport
<a href="#">8028</a> Means of transport journey identifier	C an..17	<b>O</b>		Reference number covering the transport.
C220 MODE OF TRANSPORT	C	<b>A</b>		
<a href="#">8067</a> Transport mode name code	C an..3	<b>R</b>		<a href="#">10</a> = Maritime transport <a href="#">20</a> = Rail transport <a href="#">30</a> = Road transport <a href="#">40</a> = Air transport <a href="#">60</a> = Multimodal transport
8066 Transport mode name	C an..17	<b>N</b>		
C228 TRANSPORT MEANS	C	<b>O</b>		The data elements 8179 and 8178 are used only if the type of transportation must be identified explicitly, i.e. if a general description, how road transport is suitable.
<a href="#">8179</a> Transport means description code	C an..8	<b>D</b>		<a href="#">23</a> = Rail bulk car <a href="#">25</a> = Rail express <a href="#">31</a> = Truck
<a href="#">8178</a> Transport means description	C an..17	<b>D</b>		
C040 CARRIER	C	<b>O</b>		<a href="#">General explanations</a>
<a href="#">3127</a> Carrier identifier	C an..17	<b>A</b>		GLN - Format n13
<a href="#">1131</a> Code list identification code	C an..17	<b>O</b>		
<a href="#">3055</a> Code list responsible agency code	C an..3	<b>D</b>		<a href="#">9</a> = GS1 DE 3055 must be used if DE 3127 is used.
<a href="#">3128</a> Carrier name	C an..35	<b>O</b>		
<a href="#">8101</a> Transit direction indicator code	C an..3	<b>O</b>		<a href="#">BS</a> = Buyer to supplier <a href="#">SB</a> = Supplier to buyer
C401 EXCESS TRANSPORTATION INFORMATION	C	<b>N</b>		
8457 Excess transportation reason code	M an..3			
8459 Excess transportation responsibility code	M an..3			
7130 Customer shipment authorisation identifier	C an..17			

C222	TRANSPORT IDENTIFICATION	C	O	<a href="#">General explanations</a>
<a href="#">8213</a>	Transport means identification name identifier	C an..9	O	
<a href="#">1131</a>	Code list identification code	C an..17	O	
<a href="#">3055</a>	Code list responsible agency code	C an..3	D	DE 3055 must be used if DE 8213 is used.
<a href="#">8212</a>	Transport means identification name	C an..35	R	Vehicle licence plate/Aircraft number
<a href="#">8453</a>	Transport means nationality code	C an..3	O	ISO 3166 two alpha code
8281	Transport means ownership indicator code	C an..3	N	

**Segment Notes:**

This segment is used to specify transport services used in the despatch advice.

**Dependency Notes:**

DE C228: DE 8179 and DE 8178 are only used when the type of transport must be specifically identified, that is, when a generic description such as road transport is unsuitable.

**Example:**

TDT+20++30+31'

<b>SG6</b> -C 10 - <a href="#">TDT-SG7</a>				
A group of segments specifying details of the mode and means of transport and date/time of departure and destination relevant to the whole despatch advice.				
<b>SG7</b> -C 10 - <a href="#">LOC-DTM</a>				
A group of segments giving the location and date/time information relative to the transportation.				
<b>LOC</b> -M 1 - <a href="#">Place/location identification</a>				
Function: This segment is used to identify a location related to the transport details specified in the previous TDT segment.				
	EDIFACT	EAN	*	Description
<a href="#">3227</a> Location function code qualifier	M an..3	<b>M</b>		<a href="#">5</a> = Place of departure
C517 LOCATION IDENTIFICATION	C	<b>A</b>		<a href="#">General explanations</a>
<a href="#">3225</a> Location name code	C an..25	<b>A</b>		GLN - Format n13
<a href="#">1131</a> Code list identification code	C an..17	<b>O</b>		
<a href="#">3055</a> Code list responsible agency code	C an..3	<b>D</b>		<a href="#">9</a> = GS1
<a href="#">3224</a> Location name	C an..256	<b>O</b>		
C519 RELATED LOCATION ONE IDENTIFICATION	C	<b>N</b>		
3223 First related location name code	C an..25			
1131 Code list identification code	C an..17			
3055 Code list responsible agency code	C an..3			
3222 First related location name	C an..70			
C553 RELATED LOCATION TWO IDENTIFICATION	C	<b>N</b>		
3233 Second related location name code	C an..25			
1131 Code list identification code	C an..17			
3055 Code list responsible agency code	C an..3			
3232 Second related location name	C an..70			
5479 Relation code	C an..3	<b>N</b>		
Segment Notes: This segment is used to identify a location related to the transport details specified in the previous TDT segment.				
Example: LOC+5+5412345678908:::9'				

<a href="#">SG6</a> - C 10 - <a href="#">TDT-SG7</a>				
A group of segments specifying details of the mode and means of transport and date/time of departure and destination relevant to the whole despatch advice.				
<a href="#">SG7</a> - C 10 - <a href="#">LOC-DTM</a>				
A group of segments giving the location and date/time information relative to the transportation.				
<a href="#">DTM</a> - C 10 - <a href="#">Date/time/period</a>				<a href="#">General explanations</a>
Function: This segment is used to provide dates related to the transport details specified in the TDT segment.				
		EDIFAC T	EAN M	* -
C507	DATE/TIME/PERIOD	M	M	-
<a href="#">2005</a>	Date or time or period function code qualifier	M an..3	M	*  <a href="#">11</a> = Despatch date and/or time <a href="#">17</a> = Delivery date/time, estimated <a href="#">189</a> = Departure date/time, scheduled <a href="#">232</a> = Arrival date/time, scheduled
<a href="#">2380</a>	Date or time or period value	C an..35	R	-
<a href="#">2379</a>	Date or time or period format code	C an..3	R	-  <a href="#">102</a> = CCYYMMDD <a href="#">203</a> = CCYYMMDDHHMM
Segment Notes: This segment is used to provide dates related to the transport details specified in the TDT segment.				
Example: DTM+189:20021001:102'				

**SG8** - C 10 - [EQD-MEA-SEL](#)

A group of segments providing information relative to the equipment used for the transportation of goods relevant to the whole despatch advice.

**EQD** - M 1 - [Equipment details](#)

Function:

This segment is used to provide information on equipment which will be used in the despatch of the products ordered.

	EDIFACT	EAN	*	Description
<a href="#">8053</a> Equipment type code qualifier	M an..3	<b>M</b>		<a href="#">CN</a> = Container <a href="#">EFP</a> = Exchangeable EUR flat pallet <a href="#">PA</a> = Pallet <a href="#">UL</a> = ULD (Unit load device)
C237 EQUIPMENT IDENTIFICATION	C	<b>O</b>		<a href="#">General explanations</a>
<a href="#">8260</a> Equipment identifier	C an..17	<b>A</b>		
<a href="#">1131</a> Code list identification code	C an..17	<b>O</b>		
<a href="#">3055</a> Code list responsible agency code	C an..3	<b>D</b>		<a href="#">9</a> = GS1
<a href="#">3207</a> Country name code	C an..3	<b>O</b>		
C224 EQUIPMENT SIZE AND TYPE	C	<b>O</b>		<a href="#">General explanations</a>
<a href="#">8155</a> Equipment size and type description code	C an..10	<b>O</b>		
<a href="#">1131</a> Code list identification code	C an..17	<b>O</b>		
<a href="#">3055</a> Code list responsible agency code	C an..3	<b>D</b>		
<a href="#">8154</a> Equipment size and type description	C an..35	<b>O</b>		
<a href="#">8077</a> Equipment supplier code	C an..3	<b>O</b>		<a href="#">1</a> = Shipper supplied <a href="#">2</a> = Carrier supplied
<a href="#">8249</a> Equipment status code	C an..3	<b>O</b>		
<a href="#">8169</a> Full or empty indicator code	C an..3	<b>O</b>		

Segment Notes:

This segment is used to provide information on equipment which will be used in the despatch of the products ordered.

Example:

EQD+UL+93221'

**SG8** - C 10 - [EQD-MEA-SEL](#)

A group of segments providing information relative to the equipment used for the transportation of goods relevant to the whole despatch advice.

**MEA** - C 5 - [Measurements](#)

Function:

This segment is used to specify physical measurements or dimensions of the equipment described in the EQD segment.

	EDIFACT	EAN	*	Description
<a href="#">6311</a> Measurement purpose code qualifier	M an..3	<b>M</b>		<a href="#">AAH</a> = Dimensions total weight <a href="#">PD</a> = Physical dimensions (product ordered)
C502 MEASUREMENT DETAILS	C	<b>A</b>		
<a href="#">6313</a> Measured attribute code	C an..3	<b>A</b>		<a href="#">AAA</a> = Unit net weight <a href="#">AAB</a> = Unit gross weight <a href="#">HT</a> = Height dimension <a href="#">LN</a> = Length dimension <a href="#">UCO</a> = Units per package (GS1 Code) <a href="#">WD</a> = Width dimension
<a href="#">6321</a> Measurement significance code	C an..3	<b>O</b>		<a href="#">3</a> = Approximately <a href="#">4</a> = Equal to
<a href="#">6155</a> Non-discrete measurement name code	C an..17	<b>O</b>		
<a href="#">6154</a> Non-discrete measurement name	C an..70	<b>N</b>		
C174 VALUE/RANGE	C	<b>R</b>		
<a href="#">6411</a> Measurement unit code	M an..3	<b>M</b>		<a href="#">GRM</a> = gram <a href="#">KGM</a> = kilogram <a href="#">MMT</a> = millimetre
<a href="#">6314</a> Measurement value	C an..18	<b>O</b>		
<a href="#">6162</a> Range minimum value	C n..18	<b>O</b>		
<a href="#">6152</a> Range maximum value	C n..18	<b>O</b>		
6432 Significant digits quantity	C n..2	<b>N</b>		
7383 Surface or layer code	C an..3	<b>N</b>		

Segment Notes:

This segment is used to specify physical measurements or dimensions of the equipment described in the EQD segment.

Example:

MEA+PD+AAB+GRM:1250'

**SG8** - C 10 - [EQD-MEA-SEL](#)

A group of segments providing information relative to the equipment used for the transportation of goods relevant to the whole despatch advice.

**SEL** - C 25 - [Seal number](#)

Function:

This segment is used to specify a seal number which is connected to the equipment identified in the EQD segment.

	EDIFACT	EAN	*	Description
<a href="#">9308</a> Seal identifier	C an..35	R		
C215 SEAL ISSUER	C	A		General explanations
<a href="#">9303</a> Sealing party name code	C an..3	R		CA = <a href="#">Carrier</a> CU = <a href="#">Customs</a> SH = <a href="#">Shipper</a>
<a href="#">1131</a> Code list identification code	C an..17	O		
<a href="#">3055</a> Code list responsible agency code	C an..3	D		
<a href="#">9302</a> Sealing party name	C an..35	O		
4517 Seal condition code	C an..3	N		
C208 IDENTITY NUMBER RANGE	C	N		
7402 Object identifier	M an..35			
7402 Object identifier	C an..35			

Segment Notes:

This segment is used to specify a seal number which is connected to the equipment identified in the EQD segment.

Example:

SEL+21876+CU'

**SG10** - C 9999 - [CPS-SG11-SG17](#)

A group of segments providing details of all package levels and of the individual despatched items contained in the consignment. This segment group provides the capability to give the hierarchical packing relationships. The group defines a logical top-down order structure.

**CPS** - M 1 - [Consignment packing sequence](#)

Function:

This segment is used to identify the sequence in which packing of the consignment occurs.

		EDIFACT	EAN *	Description
<a href="#">7164</a>	Hierarchical structure level identifier	M an..35	<b>M</b>	Sequential numbering recommended.
<a href="#">7166</a>	Hierarchical structure parent identifier	C an..35	<b>A</b>	
<a href="#">7075</a>	Packaging level code	C an..3	<b>O</b>	<p><a href="#">1E</a> = Highest (GS1 Code)  <a href="#">4</a> = No packaging hierarchy  <a href="#">5</a> = Shipment Level</p> <p>The code '1E = Highest' can be used if a user wants explicitly identify that the CPS group is for the total shipment level.            Code 4: Australian retailer has a requirement to capture a packaging level hierarchy that is non defined. It is used to define a level of packaging grouped to go to a specific location. It will allow users to group orders to go to specific locations and clearly delineate the extra level.</p>

Segment Notes:

This segment is used to identify the sequence in which packing of the consignment occurs.

Please refer to the Structure of the Despatch Advice Message section in the introduction for details on the use of the CPS segment.

Example:

CPS+1' (no parent)

CPS+2+1' (1<sup>st</sup> pallet, parent is the shipment)

CPS+3+1' (2<sup>nd</sup> pallet, parent is the shipment)

<b>SG10</b> - C 9999 - <a href="#">CPS-SG11-SG17</a>				
A group of segments providing details of all package levels and of the individual despatched items contained in the consignment. This group provides the capability to give the hierarchical packing relationships. The group defines a logical top-down order structure.				
<b>SG11</b> - C 9999 - <a href="#">PAC-MEA-QTY-SG12-SG13</a>				
A group of segments identifying packaging, physical dimensions, marks and numbers, quantities, handling information and information about packing at this level.				
<b>PAC</b> - M 1 - <a href="#">Package</a>				
Function: This segment can be used to identify the total number of packages per hierarchical level identified in the CPS segment, in a shipment. The contents of each package is subsequently described in the following LIN segment.				
		EDIFACT	EAN *	Description
<a href="#">7224</a>	Package quantity	C n..8	O	
C531	PACKAGING DETAILS	C	A	
7075	Packaging level code	C an..3	N	
<a href="#">7233</a>	Packaging related description code	C an..3	O	<a href="#">50</a> = Package barcoded EAN-13 or EAN-8 <a href="#">51</a> = Package barcoded ITF-14 <a href="#">52</a> = Package barcoded UCC or EAN-128 <a href="#">78</a> = Package bar-coded and EPC tagged <a href="#">79</a> = Package EPC tagged only
<a href="#">7073</a>	Packaging terms and conditions code	C an..3	O	<a href="#">1</a> = Packaging cost paid by supplier <a href="#">2</a> = Packaging cost paid by recipient <a href="#">3</a> = Packaging cost not charged (returnable) <a href="#">4E</a> = Rented (GS1 Code) <a href="#">27</a> = Package exchangeable at the point of delivery <a href="#">25</a> = Safe return deposit <a href="#">26</a> = Not reusable
C202	PACKAGE TYPE	C	O	<a href="#">General explanations</a>
<a href="#">7065</a>	Package type description code	C an..17	A	<a href="#">09</a> = Returnable pallet (GS1 Code) <a href="#">201</a> = Pallet ISO 1 - 1/1 EURO Pallet (GS1 Code) <a href="#">PK</a> = Package <a href="#">SL</a> = Slipsheet
<a href="#">1131</a>	Code list identification code	C an..17	O	
<a href="#">3055</a>	Code list responsible agency code	C an..3	D	<a href="#">9</a> = GS1
<a href="#">7064</a>	Type of packages	C an..35	O	
C402	PACKAGE TYPE IDENTIFICATION	C	N	
7077	Description format code	M an..3		
7064	Type of packages	M an..35		
7143	Item type identification code	C an..3		
7064	Type of packages	C an..35		

7143	Item type identification code	C an..3			
C532	RETURNABLE PACKAGE DETAILS	C	<b>D</b>		Composite C532 is only used where the packaging being described is returnable. This composite identifies who is responsible for payment of its return.
<a href="#">8395</a>	Returnable package freight payment responsibility code	C an..3	<b>O</b>		<a href="#">1</a> = Paid by customer <a href="#">2</a> = Free <a href="#">3</a> = Paid by supplier
8393	Returnable package load contents code	C an..3	<b>N</b>		
<p>Segment Notes:  This segment can be used to identify the total number of packages per hierarchical level identified in the CPS segment, in a shipment. The contents of each package is subsequently described in the following LIN segment.  Please refer to the 'Structure of the Despatch Advice Message' section in the introduction for details on the use of the PAC segment.</p> <p>Example:  PAC+10++PK'</p>					

**SG10** - C 9999 - [CPS-SG11-SG17](#)

A group of segments providing details of all package levels and of the individual despatched items contained in the consignment. This group provides the capability to give the hierarchical packing relationships. The group defines a logical top-down order structure.

**SG11** - C 9999 - [PAC-MEA-QTY-SG12-SG13](#)

A group of segments identifying packaging, physical dimensions, marks and numbers, quantities, handling information and information about packing at this level.

**MEA** - C 10 - [Measurements](#)

Function:

This segment is used to provide measurements relevant to the packaging unit and level described in the PAC segment.

		EDIFACT	EAN *	Description
<a href="#">6311</a>	Measurement purpose code qualifier	M an..3	<b>M</b>	<a href="#">PD</a> = Physical dimensions (product ordered)
C502	MEASUREMENT DETAILS	C	<b>A</b>	
<a href="#">6313</a>	Measured attribute code	C an..3	<b>A</b>	<a href="#">AAA</a> = Unit net weight <a href="#">AAB</a> = Unit gross weight <a href="#">DN</a> = Density <a href="#">HT</a> = Height dimension <a href="#">LN</a> = Length dimension <a href="#">UCO</a> = Units per package (GS1 Code) <a href="#">WD</a> = Width dimension
<a href="#">6321</a>	Measurement significance code	C an..3	<b>O</b>	<a href="#">3</a> = Approximately <a href="#">4</a> = Equal to
6155	Non-discrete measurement name code	C an..17	<b>N</b>	
6154	Non-discrete measurement name	C an..70	<b>N</b>	
C174	VALUE/RANGE	C	<b>R</b>	
<a href="#">6411</a>	Measurement unit code	M an..3	<b>M</b>	<a href="#">CMT</a> = centimetre <a href="#">KGM</a> = kilogram <a href="#">LTR</a> = litre
<a href="#">6314</a>	Measurement value	C an..18	<b>O</b>	
<a href="#">6162</a>	Range minimum value	C n..18	<b>O</b>	
<a href="#">6152</a>	Range maximum value	C n..18	<b>O</b>	
6432	Significant digits quantity	C n..2	<b>N</b>	
7383	Surface or layer code	C an..3	<b>N</b>	

Segment Notes:

This segment is used to provide measurements relevant to the packaging unit and level described in the PAC segment.

Example:

MEA+PD+AAA+KGM:12'

**SG10** - C 9999 - [CPS-SG11-SG17](#)

A group of segments providing details of all package levels and of the individual despatched items contained in the consignment. This segment group provides the capability to give the hierarchical packing relationships. The group defines a logical top-down order structure.

**SG11** - C 9999 - [PAC-MEA-QTY-SG12-SG13](#)

A group of segments identifying packaging, physical dimensions, marks and numbers, quantities, handling information and information about packing at this level.

**SG13** - C 1000 - [PCI-RFF-DTM-SG15](#)

A group of segments specifying markings, labels, and packing numbers.

**PCI** - M 1 - [Package identification](#)

Function:

This segment is used to provide markings and labels information relevant to the packaging unit and level identified in the PAC segment.

		EDIFACT	EAN	*	Description
<a href="#">4233</a>	Marking instructions code	C an..3	R		<a href="#">33E</a> = Marked with serial shipping container code (GS1 Code) <a href="#">41G</a> = Marked with GS1 Global Returnable Asset Identifier (GS1 Code) <a href="#">34</a> = Marked GS1 Global Individual Asset Identifier
C210	MARKS & LABELS	C	O		If the date on the package is machine readable, the DTM segment below should be used and if it is human readable then DE 7102 should be used.
7102	Shipping marks description	M an..35	M		
7102	Shipping marks description	C an..35	O		
7102	Shipping marks description	C an..35	O		
7102	Shipping marks description	C an..35	O		
7102	Shipping marks description	C an..35	O		
7102	Shipping marks description	C an..35	O		
7102	Shipping marks description	C an..35	O		
7102	Shipping marks description	C an..35	O		
7102	Shipping marks description	C an..35	O		
8275	Container or package contents indicator code	C an..3	N		
C827	TYPE OF MARKING	C	N		
7511	Marking type code	M an..3			
1131	Code list identification code	C an..17			
3055	Code list responsible agency code	C an..3			

Segment Notes:

This segment is used to provide markings and labels information relevant to the packaging unit and level identified in the PAC segment.

Example:  
PCI+33E'

**SG10** - C 9999 - CPS-[SG11-SG17](#)

A group of segments providing details of all package levels and of the individual despatched items contained in the consignment. This segment group provides the capability to give the hierarchical packing relationships. The group defines a logical top-down order structure.

**SG11** - C 9999 - [PAC-MEA-QTY-SG12-SG13](#)

A group of segments identifying packaging, physical dimensions, marks and numbers, quantities, handling information and information about packing at this level.

**SG13** - C 1000 - [PCI-RFF-DTM-SG15](#)

A group of segments specifying markings, labels, and packing numbers.

**DTM** - C 5 - [Date/time/period](#)

[General explanations](#)

Function:

This segment is used to specify dates relating to the references given in the preceding RFF segment and to indicate the dates marked on the package identified in the PAC segment.

		EDIFACT	EAN	*	Description
C507	DATE/TIME/PERIOD	M	M	-	
<a href="#">2005</a>	Date or time or period function code qualifier	M an..3	M	*	<a href="#">36</a> = Expiry date <a href="#">94</a> = Production/manufacture date <a href="#">361</a> = Best before date <a href="#">91E</a> = First freezing date (GS1 Code) <a href="#">171</a> = Reference date/time <a href="#">54E</a> = Stuffing date/time (GS1 Code)
2380	Date or time or period value	C an..35	R	-	
<a href="#">2379</a>	Date or time or period format code	C an..3	R	-	<a href="#">102</a> = CCYYMMDD <a href="#">201</a> = YYMMDDHHMM

Segment Notes:

This segment is used to specify dates relating to the references given in the preceding RFF segment and to indicate the dates marked on the package identified in the PAC segment.

Example:

DTM+171:20021101:102'

**SG10** - C 9999 - [CPS-SG11-SG17](#)  
 A group of segments providing details of all package levels and of the individual despatched items contained in the consignment. This segment group provides the capability to give the hierarchical packing relationships. The group defines a logical top-down order structure.

**SG11** - C 9999 - [PAC-MEA-QTY-SG12-SG13](#)  
 A group of segments identifying packaging, physical dimensions, marks and numbers, quantities, handling information and information about packing at this level.

**SG13** - C 1000 - [PCI-RFF-DTM-SG15](#)  
 A group of segments specifying markings, labels, and packing numbers.

**SG15** - C 99 - [GIN](#)  
 A group of segments giving package identification numbers.

**GIN** - M 1 - [Goods identity number](#) [General explanations](#)

Function:  
 This segment is used to provide identification numbers relevant to the packaging unit and level identified in the PAC segment.

	EDIFACT	EAN	*	Description
<b>7405</b> Object identification code qualifier	M an..3	<b>M</b>	*	<b>BJ</b> = Serial shipping container code <b>BN</b> = Serial number <b>BX</b> = Batch number <b>CU</b> = GS1 Global Individual Asset Identifier <b>SRV</b> = GS1 Global Trade Item Number (GS1 Code) In EANCOM it is recommended to use the Serial Shipping Container Code (SSCC) for unique identification of individual transport packages.
C208 IDENTITY NUMBER RANGE	M	<b>M</b>		
7402 Object identifier	M an..35	<b>M</b>		
7402 Object identifier	C an..35	<b>O</b>		
C208 IDENTITY NUMBER RANGE	C	<b>O</b>		
7402 Object identifier	M an..35	<b>M</b>		
7402 Object identifier	C an..35	<b>O</b>		
C208 IDENTITY NUMBER RANGE	C	<b>O</b>		
7402 Object identifier	M an..35	<b>M</b>		
7402 Object identifier	C an..35	<b>O</b>		
C208 IDENTITY NUMBER RANGE	C	<b>O</b>		
7402 Object identifier	M an..35	<b>M</b>		
7402 Object identifier	C an..35	<b>O</b>		
C208 IDENTITY NUMBER RANGE	C	<b>O</b>		
7402 Object identifier	M an..35	<b>M</b>		
7402 Object identifier	C an..35	<b>O</b>		

Segment Notes:  
 This segment is used to provide identification numbers relevant to the packaging unit and level identified in the PAC segment.

Example:  
 GIN+BJ+354123450000000014:354123450000000106'

**SG10** - C 9999 - [CPS-SG11-SG17](#)

A group of segments providing details of all package levels and of the individual despatched items contained in the consignment. This segment group provides the capability to give the hierarchical packing relationships. The group defines a logical top-down order structure.

**SG17** - C 9999 - [LIN-PIA-IMD-MEA-QTY-ALI-DLM-DTM-FTX-MOA-SG18-SG20-SG22-SG25](#)

A group of segments providing details of the individual despatched items.

**LIN** - M 1 - [Line item](#)

Function:

This segment is used to identify the line item being despatched.

	EDIFACT	EA	*	Description
1082	Line item identifier	C an..6	R	Application generated number of the item lines within the Despatch Advice.
1229	Action request/notification description code	C an..3	N	
C212	ITEM NUMBER IDENTIFICATION	C	D	This composite is only used for the identification of GS1 codes. If another coding structure is required, e.g. HIBC, this composite will not be used and the code will be detailed in the PIA segment. <a href="#">General explanations</a>
7140	Item identifier	C an..35	R	Format n..14 GTIN - this is the number of the article being despatched.
<a href="#">7143</a>	Item type identification code	C an..3	R *	<a href="#">SRV</a> = <b>GS1 Global Trade Item Number</b>
1131	Code list identification code	C an..17	N	
3055	Code list responsible agency code	C an..3	N	
C829	SUB-LINE INFORMATION	C	D	
5495	Sub-line indicator code	C an..3	R *	1 = <b>Sub-line information</b>
1082	Line item identifier	C an..6	R	
1222	Configuration level number	C n..2	N	
7083	Configuration operation code	C an..3	N	

Segment Notes:

This segment is used to identify the line item being despatched.

If Global Trade Item Numbers are available it is mandatory to use GTIN within the LIN segment.

Example:

LIN+1++5412345123453:SRV'

Dependency Notes:

C829 is only used when sub-lines are required.

FOR A COMPLETE DESCRIPTION ON THE USAGE OF SUB-LINES PLEASE REFER TO PART I, SECTION 4.10.

**SG10** - C 9999 - [CPS-SG11-SG17](#)

A group of segments providing details of all package levels and of the individual despatched items contained in the consignment. This segment group provides the capability to give the hierarchical packing relationships. The group defines a logical top-down order structure.

**SG17** - C 9999 - [LIN-PIA-IMD-MEA-QTY-ALI-DLM-DTM-FTX-MOA-SG18-SG20-SG22-SG25](#)

A group of segments providing details of the individual despatched items.

**PIA** - C 10 - Additional product id

Function:

This segment is used to identify additional product codes for the current line item.

	EDIFACT	EAN	*	Description
<a href="#">4347</a> Product identifier code qualifier		<b>M</b>	*	<p><b>1 = Additional identification</b>  <b>3 = Substituted by</b>  <b>4 = Substituted for</b></p> <p>Product Id function, coded has the following restricted coded functions:            1 = Additional Identification - To provide an additional identity for the primary article number identified in the LIN segment. The additional code can consist of:            A supplemental identification which provides more information complementary to the main trade item number provided in the LIN segment, e.g., a batch number, promotional variant number, etc.,            An alternative identification which may be used instead of the main trade item number provided in the LIN segment, e.g., a buyer's article number, an HIBC code, etc.,            3 = Substituted By - To provide the trade item number of a product which has substituted the product identified by the trade item number in the LIN segment. In the despatch advice this function code may be used to inform trading partners of the trade item number of the product originally ordered which has been substituted by another product identified in the LIN segment.            4 = Substituted For - To provide the trade item number of a product which has been substituted by the product identified by the trade item number provided in the LIN segment. In the despatch advice this function code may be used to inform trading partners of the trade item number of the product originally ordered which has been substituted by another product identified in the LIN segment. In this case, the segment LIN will refer to the despatched product and the PIA segment will provide the trade item number of the unavailable product.</p>
	M an..3			

C212	ITEM NUMBER IDENTIFICATION	M	M	General explanations
7140	Item identifier	C an..35	R	
<a href="#">7143</a>	Item type identification code	C an..3	R	<a href="#">NB</a> = Batch Number <a href="#">SRV</a> = GS1 Global Trade Item Number
<a href="#">1131</a>	Code list identification code	C an..17	O	
<a href="#">3055</a>	Code list responsible agency code	C an..3	D	<a href="#">9</a> = GS1 <a href="#">91</a> = Assigned by supplier or supplier's agent <a href="#">92</a> = Assigned by buyer or buyer's agent
C212	ITEM NUMBER IDENTIFICATION	C	O	<a href="#">General explanations</a>
7140	Item identifier	C an..35	R	
<a href="#">7143</a>	Item type identification code	C an..3	R	
<a href="#">1131</a>	Code list identification code	C an..17	O	
<a href="#">3055</a>	Code list responsible agency code	C an..3	D	
C212	ITEM NUMBER IDENTIFICATION	C	O	<a href="#">General explanations</a>
7140	Item identifier	C an..35	R	
<a href="#">7143</a>	Item type identification code	C an..3	R	
<a href="#">1131</a>	Code list identification code	C an..17	O	
<a href="#">3055</a>	Code list responsible agency code	C an..3	D	
C212	ITEM NUMBER IDENTIFICATION	C	O	<a href="#">General explanations</a>
7140	Item identifier	C an..35	R	
<a href="#">7143</a>	Item type identification code	C an..3	R	
<a href="#">1131</a>	Code list identification code	C an..17	O	
<a href="#">3055</a>	Code list responsible agency code	C an..3	D	
C212	ITEM NUMBER IDENTIFICATION	C	O	<a href="#">General explanations</a>
7140	Item identifier	C an..35	R	
<a href="#">7143</a>	Item type identification code	C an..3	R	
<a href="#">1131</a>	Code list identification code	C an..17	O	
<a href="#">3055</a>	Code list responsible agency code	C an..3	D	

**Segment Notes:**

This segment is used to identify additional product codes for the current line item.

**Examples:**

PIA+1+ABF5682:BP'

In this example the PIA segment is used to provide an additional identification to the trade item number provided in the LIN segment. The GTIN 5412345123453 provided in the LIN segment refers to the internal buyer's part number ABF5682.

PIA+3+5412345123095:SRV'

In this example the PIA segment is used to provide the trade item number of the product by which the product identified in the LIN segment by the GTIN 5412345123095 has been substituted.

PIA+4+5412345123095:SRV'

In this example the PIA segment is used to provide the GTIN of the product which has been substituted by the former primary GTIN . The new GS1 article 541234511184 would be included in the message in the LIN segment.

<a href="#">SG10</a> - C 9999 - <a href="#">CPS-SG11-SG17</a>			
A group of segments providing details of all package levels and of the individual despatched items contained in the consignment. This segment group provides the capability to give the hierarchical packing relationships. The group defines a logical top-down order structure.			
<a href="#">SG17</a> - C 9999 - <a href="#">LIN-PIA-IMD-MEA-QTY-ALI-DLM-DTM-FTX-MOA-SG18-SG20-SG22-SG25</a>			
A group of segments providing details of the individual despatched items.			
<a href="#">IMD</a> - C 25 - <a href="#">Item description</a>			<a href="#">General explanations</a>
Function: This segment is used to describe the current line item.			
	EDIFACT	EAN*	Description
<a href="#">7077</a> Description format code	C an..3	R	*  <u>C</u> = Code (from industry code list) <u>F</u> = Free-form
C272 ITEM CHARACTERISTIC	C	O	General explanations
<a href="#">7081</a> Item characteristic code	C an..3	R	
<a href="#">1131</a> Code list identification code	C an..17	O	
<a href="#">3055</a> Code list responsible agency code	C an..3	D	*  <u>9</u> = GS1 Must be used if DE7081 contains an GS1 code.
C273 ITEM DESCRIPTION	C	A	<a href="#">General explanations</a>
<a href="#">7009</a> Item description code	C an..17	O	<u>CU</u> = Consumer unit (GS1 Code) <u>DU</u> = Despatch unit (GS1 Code) <u>TU</u> = Traded unit (GS1 Code) <u>VQ</u> = Variable quantity product (GS1 Code)
<a href="#">1131</a> Code list identification code	C an..17	O	
<a href="#">3055</a> Code list responsible agency code	C an..3	D	<u>9</u> = GS1 <u>91</u> = Assigned by supplier or supplier's agent <u>92</u> = Assigned by buyer or buyer's agent
<a href="#">7008</a> Item description	C an..256	O	
<a href="#">7008</a> Item description	C an..256	O	
<a href="#">3453</a> Language name code	C an..3	O	
7383 Surface or layer code	C an..3	N	
Segment Notes: This segment is used to describe the current line item. It is recommended to use this segment only for coded descriptions. Data element 7008 in clear text should only be used when no product code is available or when free-form descriptions are required by trading partners. Example: IMD+C++TU::9' IMD+F++:::CORN CRISPIES'			

**SG10** -C 9999 - [CPS-SG11-SG17](#)

A group of segments providing details of all package levels and of the individual despatched items contained in the consignment. This segment group provides the capability to give the hierarchical packing relationships. The group defines a logical top-down order structure.

**SG17** -C 9999 - [LIN-PIA-IMD-MEA-QTY-ALI-DLM-DTM-FTX-MOA-SG18-SG20-SG22-SG25](#)

A group of segments providing details of the individual despatched items.

**MEA** -C 10 - [Measurements](#)

Function:

This segment is used to specify the actual physical dimensions of the line item being despatched where the product is sold in variable lengths or volumes.

	EDIFAC T	EAN	*	Description
<a href="#">6311</a> Measurement purpose code qualifier	M an..3	<b>M</b>		<a href="#">PD</a> = Physical dimensions (product ordered)
C502 MEASUREMENT DETAILS	C	<b>R</b>		
<a href="#">6313</a> Measured attribute code	C an..3	<b>A</b>		<a href="#">AAK</a> = Fat content <a href="#">DI</a> = Diameter <a href="#">DP</a> = Depth <a href="#">HT</a> = Height dimension <a href="#">LN</a> = Length dimension <a href="#">TH</a> = Thickness <a href="#">X13</a> = Acidity of meat (GS1 Code)
<a href="#">6321</a> Measurement significance code	C an..3	<b>O</b>		<a href="#">3</a> = Approximately <a href="#">4</a> = Equal to
6155 Non-discrete measurement name code	C an..17	<b>N</b>		
6154 Non-discrete measurement name	C an..70	<b>N</b>		
C174 VALUE/RANGE	C	<b>R</b>		
<a href="#">6411</a> Measurement unit code	M an..3	<b>M</b>		<a href="#">CMT</a> = Centimetre CU= Cubic Metre LTR= Litre  <a href="#">MMT</a> = millimetre <a href="#">MTR</a> = metre
<a href="#">6314</a> Measurement value	C an..18	<b>O</b>		
<a href="#">6162</a> Range minimum value	C n..18	<b>O</b>		
<a href="#">6152</a> Range maximum value	C n..18	<b>O</b>		
6432 Significant digits quantity	C n..2	<b>N</b>		

7383	Surface or layer code	C an..3	N		
------	-----------------------	---------	---	--	--

Segment Notes:  
This segment is used to specify the actual physical dimensions of the line item being despatched where the product is sold in variable lengths or volumes.  
This segment must be used in conjunction with the LIN segment for the precise identification of the despatched product.

Example:  
MEA+PD+LN:4+MTR:8'  
The precise length of the product identified by the GTIN 5412345123453 is 8 metres.

This segment is used dependent on business requirements e.g. Manufacturers/specific sectors may need to send this information,

**SG10** -C 9999 - [CPS-SG11-SG17](#)

A group of segments providing details of all package levels and of the individual despatched items contained in the consignment. This segment group provides the capability to give the hierarchical packing relationships. The group defines a logical top-down order structure.

**SG17** -C 9999 - [LIN-PIA-IMD-MEA-QTY-ALI-DLM-DTM-FTX-MOA-SG18-SG20-SG22-SG25](#)

A group of segments providing details of the individual despatched items.

**QTY** -C 10 - [Quantity](#)

Function:

This segment is used to specify the quantity of the product identified in the LIN segment which is about to be, or, has been despatched.

	EDIFACT	EAN	*	Description
C186 QUANTITY DETAILS	M	<b>M</b>	-	
<a href="#">6063</a> Quantity type code qualifier	M an..3	<b>M</b>	*	<a href="#">12</a> = Despatch quantity
<a href="#">6060</a> Quantity	M an..35	<b>M</b>	-	
<a href="#">6411</a> Measurement unit code	C an..3	<b>D</b>	-	<a href="#">KGM</a> = kilogram
This DE is only used if the product being identified is of variable quantity.				

Segment Notes:

This segment is used to specify the quantity of the product identified in the LIN segment which is about to be, or, has been despatched.

Example:

QTY+12:400'

**SG10** - C 9999 - [CPS-SG11-SG17](#)

A group of segments providing details of all package levels and of the individual despatched items contained in the consignment. This segment group provides the capability to give the hierarchical packing relationships. The group defines a logical top-down order structure.

**SG17** - C 9999 - [LIN-PIA-IMD-MEA-QTY-ALI-DLM-DTM-FTX-MOA-SG18-SG20-SG22-SG25](#)

A group of segments providing details of the individual despatched items.

**DTM** - C 5 - [Date/time/period](#)

[General explanations](#)

Function:

This segment is used to specify relevant dates (and possibly times) and periods of the product which is about to be, or, has been despatched.

		EDIFACT	EAN	*	Description
C507	DATE/TIME/PERIOD	M	M		
<a href="#">2005</a>	Date or time or period function code qualifier	M an..3	M	*	<a href="#">36</a> = Expiry date <a href="#">361</a> = Best before date
2380	Date or time or period value	C an..35	R		
<a href="#">2379</a>	Date or time or period format code	C an..3	R		<a href="#">102</a> = CCYYMMDD <a href="#">203</a> = CCYYMMDDHHMM

Segment Notes:

This segment is used to specify relevant dates (and possibly times) and periods of the product which is about to be, or, has been despatched.

Example:

DTM+36:20020910:102'

Expiry date is the 10th of September 2002.

**SG10** - C 9999 - [CPS-SG11-SG17](#)

A group of segments providing details of all package levels and of the individual despatched items contained in the consignment. This segment group provides the capability to give the hierarchical packing relationships. The group defines a logical top-down order structure.

**SG17** - C 9999 - [LIN-PIA-IMD-MEA-QTY-ALI-DLM-DTM-FTX-MOA-SG18-SG20-SG22-SG25](#)

A group of segments providing details of the individual despatched items.

**SG18** - C 99 - [RFF-DTM](#)

A group of segments to give reference numbers and dates.

**RFF** - M 1 - [Reference](#)

Function:

This segment is used to specify any references which are for the line item only.

		EDIFACT	EAN	*	Description
C506	REFERENCE	M	<b>M</b>		
<a href="#">1153</a>	Reference code qualifier	M an..3	<b>M</b>		<a href="#">AAJ</a> = Delivery order number <a href="#">AAN</a> = Delivery schedule number <a href="#">AAU</a> = Despatch note number <a href="#">AVQ</a> = Place of packing approval number <a href="#">CR</a> = Customer reference number <a href="#">CT</a> = Contract number <a href="#">IP</a> = Import licence number <a href="#">ON</a> = Order number (buyer) <a href="#">PK</a> = Packing list number <a href="#">POR</a> = Purchase order response number <a href="#">PP</a> = Purchase order change number <a href="#">VN</a> = Order number (supplier)
1154	Reference identifier	C an..70	<b>R</b>		
1156	Document line identifier	C an..6	<b>O</b>		
4000	Reference version identifier	C an..35	<b>N</b>		
1060	Revision identifier	C an..6	<b>N</b>		

Segment Notes:

This segment is used to specify any references which are for the line item only.

Example:

RFF+CT:CT051523'

<b>SG10</b>	- C	9999	- <a href="#">CPS-SG11-SG17</a>	
A group of segments providing details of all package levels and of the individual despatched items contained in the consignment. This segment group provides the capability to give the hierarchical packing relationships. The group defines a logical top-down order structure.				
<b>SG17</b>	- C	9999	- <a href="#">LIN-PIA-IMD-MEA-QTY-ALI-DLM-DTM-FTX-MOA-SG18-SG20-SG22-SG25</a>	
A group of segments providing details of the individual despatched items.				
<b>SG20</b>	- C	100	- <a href="#">LOC-NAD-DTM-QTY</a>	
A group of segments giving location information and where relevant, additional addresses, date and time, and quantities.				
<b>LOC</b>	- M	1	- <a href="#">Place/location identification</a>	
Function: This segment may be used for 3 distinct purposes. 1. This segment is used to identify the location of delivery for a split delivery despatch advice. 2. This segment can also be used to identify a delivery location for a specific line item which might be different to the delivery location specified in the NAD or LOC segment in the heading section. 3. This segment can be used as well to specify traceability information for a specific line item. E.g. in the case of a meat product the processing country or processing facility in order to comply with legal requirements.				
	EDIFACT	EAN	* Description	
<a href="#">3227</a>	Location function code qualifier	M an..3	<b>M</b>	<a href="#">7</a> = Place of delivery <a href="#">244</a> = Country of meat cutting <a href="#">40E</a> = Packing Plant (GS1 Code)
C517	LOCATION IDENTIFICATION	C	<b>A</b>	<a href="#">General explanations</a>
<a href="#">3225</a>	Location name code	C an..25	<b>A</b>	Place of delivery: GLN - Format n13 UN/LOCODE Traceability information: Licence number processing facility ISO 3166 two alpha code processing country
<a href="#">1131</a>	Code list identification code	C an..17	<b>O</b>	
<a href="#">3055</a>	Code list responsible agency code	C an..3	<b>D</b>	<b>*</b> <a href="#">5</a> = ISO (International Organization for Standardization) <a href="#">9</a> = GS1 <a href="#">92</a> = Assigned by buyer or buyer's agent DE 3055 must not be used if DE 3225 is used for traceability information if it is not an ISO code. While indicating the country, we use an ISO to detail the exact location. In this case DE3055 should be 5.
3224	Location name	C an..256	<b>O</b>	
C519	RELATED LOCATION ONE IDENTIFICATION	C	<b>O</b>	<a href="#">General explanations</a>
<a href="#">3223</a>	First related location name code	C an..25	<b>R</b>	Specify ultimate delivery location, e.g. a specific point on a works site.
<a href="#">1131</a>	Code list identification code	C an..17	<b>O</b>	
<a href="#">3055</a>	Code list responsible agency code	C an..3	<b>D</b>	
3222	First related location name	C an..70	<b>O</b>	

C553	RELATED LOCATION TWO IDENTIFICATION	C	O	General explanations
3233	Second related location name code	C an..25	R	Used to further detail the delivery location.
<a href="#">1131</a>	Code list identification code	C an..17	O	
<a href="#">3055</a>	Code list responsible agency code	C an..3	D	
3232	Second related location name	C an..70	O	
5479	Relation code	C an..3	D	DE 5479 is only used in the case of traceability when the explicit specification of the sequence of countries and locations where activities have been performed is mandatory. The number must be in ascending order, with no gaps and starting from 1. E.g. packed meat traceability.
<p>Segment Notes:</p> <p>This segment may be used for 3 distinct purposes.</p> <ol style="list-style-type: none"> <li>1. This segment is used to identify the location of delivery for a split delivery despatch advice.</li> <li>2. This segment can also be used to identify a delivery location for a specific line item which might be different to the delivery location specified in the NAD or LOC segment in the heading section.</li> <li>3. This segment can be used as well to specify traceability information for a specific line item. E.g. in the case of a meat product the processing country or processing facility in order to comply with legal requirements.</li> </ol> <p>It is recommended that GLN - Format n13 - be used to identify delivery locations.</p> <p>Example:  LOC+7+5412345678908::9'  LOC+244+BE+++6'</p>				

<b>CNT</b> -C 5- <a href="#">Control total</a>			
Function: This segment is used to provide message control information for checking on the message receiver's in-house system.			
	EDIFACT	EA N	* Description
C270 CONTROL	M	<b>M</b>	
<a href="#">6069</a> Control total type code qualifier	M an..3	<b>M</b> *	<p><a href="#">1</a> = Total value of the quantity segments at line level in a message  <a href="#">2</a> = Number of line items in message  <a href="#">7</a> = Total gross weight  <a href="#">11</a> = Total number of packages  <a href="#">26</a> = Total gross measurement/cube  <a href="#">29</a> = Total net weight of consignment</p> <p>1. When using code value '7= Total gross weight' in this data element the total specified in data element 6066 is arrived at by adding the values in data element 6314 of the MEA segment at LIN level when code value AAB is used in the same MEA segment.  2. When using value '26' in this data element the total specified in data element 6066 is arrived at by adding the values specified in data element 6314 of the MEA segment at line item level when the GMC (Gross Measurement Cube) code is used in data element 6313.  3. When using code value '11= Total number of packages' in this data element the total specified in data element 6066 is arrived at by adding the values in data element 7224 of the PAC segments in the messages.  4. When using code value '29 = Total net weight of consignment' in this data element the total specified in data element 6066 is arrived at by adding the values in data element 6314 of the MEA segment at LIN level when code value AAA is used in the same MEA segment.</p>
<a href="#">6066</a> Control total value	M n..18	<b>M</b>	
<a href="#">6411</a> Measurement unit code	C an..3	<b>O</b>	
Segment Notes: This segment is used to provide message control information for checking on the message receiver's in-house system.			
Example: CNT+2:12'			

<b>UNT</b> - M 1 - <a href="#">Message trailer</a>					
Function: This segment is a mandatory UN/EDIFACT segment. It must always be the last segment in the message.					
		EDIFACT	EAN	*	Description
0074	Number of segments in the message	M n..6	<b>M</b>	-	The total number of segments in the message is detailed here.
0062	Message reference number	M an..14	<b>M</b>	-	The message reference numbered detailed here should equal the one specified in the UNH segment.
Segment Notes: This segment is a mandatory UN/EDIFACT segment. It must always be the last segment in the message.					
Example: UNT+57+ME000001'					



## 8. Examples

Use of GLNs to indicate delivery points (see highlighted areas)

### Despatch advice message

UNH+ME000001+DESADV:D:01B:UN:EAN 007'	Message header
BGM+351+DES587441+9'	Despatch advice number DES587441
DTM+137:20020401:102'	Message date 1st April 2002
DTM+11:20020403:102'	Despatch date 3rd April 2002
DTM+358:20020403:102'	Due date to arrive on or after the 3rd of April
RFF+ON:12332'	Consignment is related to order number 12332
DTM+171:20020325:102'	Date of order 25th of March 2002
<b>NAD+SU+5411234512309::9'</b>	Supplier identified by GLN 5411234512309
RFF+VA:6558774'	Supplier's VAT number 6558774
<b>NAD+BY+5412345000013::9'</b>	Buyer identified by GLN 5412345000013
RFF+VA:7002474'	Buyer's VAT number 7002474
<b>NAD+DP+5412345123453::9'</b>	Delivery party identified by GLN 5412345123453
RFF+VA:800800'	Delivery party VAT number 800800
<b>NAD+DEQ+5412345000105::9'</b>	Shipper identified by GLN 5412345000105
CPS+1'	First level description of consignment packing
PAC+2++201::9'	Two ISO 1 pallets
CPS+2+1'	Second level description of the first pallet
PAC+1++201::9'	One ISO 1 pallet
MEA+PD+AAB+KGM:263.2'	Pallet weight 263.2 Kilos including goods packages
MEA+PD+WD+MMT:800'	Pallet width 800 millimetres
MEA+PD+LN+MMT:1200'	Pallet length 1200 millimetres
PCI+33E'	Pallet marked with SSCC
GIN+BJ+354107380000001051'	Serial Shipping Container Code 354107380000001051
PAC+20++CT'	Twenty cartons
LIN+1++5410738000152:SRV'	Product contained in this package is identified by GTIN 5410738000152
QTY+12:20'	Despatch quantity 20
CPS+3+1'	Second level description of the second pallet
PAC+1++201::9'	One ISO 1 pallet
MEA+PD+AAB+KGM:305.1'	Pallet weight 305.1 Kilos
PCI+33E'	Pallet marked with SSCC
GIN+BJ+354107380000001068'	Serial Shipping Container Code 354107380000001068
PAC+20++CT'	Twenty cartons
LIN+2++5410738000169:SRV'	First product contained in this package is identified by the GTIN 5410738000169
QTY+12:5'	Despatch quantity 5
LIN+3++5410738000176:SRV'	Second product contained in this package is identified by the GTIN 5410738000176
QTY+12:3'	Despatch quantity 3
LIN+4++5410738000183:SRV'	Third product contained in this package is identified by the GTIN 5410738000183
QTY+12:12'	Despatch quantity 12



CNT+2:4'

Total number of LIN segments in the message = 4

UNT+40+ME000001'

Total number of segments in the message equals 40

© Copyright GS1 Edition 2008

### **MAKRO example of a despatch advice message**

Here the delivery point is indicated in the LOC segment. This segment is used to indicate more precise locations related to the party identified in the NAD segment. It is recommended that GLN - Format n13 - be used for the identification of all locations.

### **The DESADV contains the following information**

Supplier - Global Location Number – 5000043454545

Buyer's - Global Location Number - 5013546095725 (MAKRO via GXS)

Delivery Store - Makro Manchester store - Global Location Number - 5010487000016.

Makro Order number 347562

Despatch Advice reference number 123456 is sent on the 16 July 2008. The goods are to be delivered on the 23rd July 2008 with no delivery time specified.

The despatch advice refers to a consignment of goods to be despatched, containing 3 pallets, each pallet uniquely identified by a serial shipping container code.

The first pallet is identified by the serial shipping container code 354108880000002351, and contains 180 traded units with a GTIN of 5413149200111.

The second pallet is identified by the serial shipping container code 354108880000002360, and contains 50 traded units with a GTIN of 5413149200111 and 150 traded units with a GTIN of 4015400125693

The third pallet is identified by the serial shipping container code 354108880000002365, and contains 50 traded units with a GTIN of 05410076041770 and 100 traded units with a GTIN of 05410076011285 that are a substitution for GTIN 05410076011346.

### **Despatch advice message:**

UNH+ME000001+DESADV:D:01B:UN:EAN007'  
BGM+351+123456+9'  
DTM+137:200807161457:203'  
DTM+191:200807230000:203'  
RFF+ON:000000347562'

NAD+BY+5013546095725::9'  
NAD+SU+5000043454545::9'  
TDT+20'

**LOC+7+5010487000016'**

CPS+1'  
PAC+3'  
CPS+2+1'  
PAC+1++201'  
PCI+33E'  
GIN+BJ+354108880000002351'

Message header

Despatch advice number 123456

Message date 16<sup>th</sup> July 2008 at 14:57 hours

Booking date 23<sup>rd</sup> July 2008 and no time

Makro Order number for this consignment is 347562

Buyer (Makro) – Global Location Number

Supplier (Seller) - Global Location No

As Given

**Delivery location** is Makro Manchester Store GLN - 5010487000016

Consignment picking sequence

Total number of pallets in this consignment is 3

First pallet

Pallet type

Consignment uses SSCC

This pallets Serial Shipping Container Code



LIN+1++5413149200111:SRV'  
IMD+F+:::Product Description 1'  
QTY+12:180'  
DTM+360:20991231:102'

CPS+3+1'  
PAC+1++201'  
PCI+33E'  
GIN+BJ+35410888000002360'  
LIN+2++5413149200111:SRV'  
IMD+F+:::Product Description 1'  
QTY+12:50'  
DTM+360:20991231:102'

LIN+3++4015400125693:SRV'  
IMD+F+:::Product Description 2'  
QTY+12:150'  
DTM+360:20991231:102'

CPS+4+1'  
PAC+1++201'  
PCI+33E'  
GIN+BJ+35410888000002365'  
LIN+4++05410076041770:SRV'  
IMD+F+:::Product Description 3'  
QTY+12:50'  
DTM+360:20090723:102'  
LIN+5++05410076011285:SRV'  
IMD+F+:::Product Description 4'  
PIA+4+05410076011346:SRV'  
QTY+12:100'  
DTM+360:20090723:102'  
CNT+2:5'

UNT+46+ME000001'

GTIN (Global Trade Item Number) of the case  
Product Description  
Despatched traded unit quantity equals 180  
No Sell by date for this product the year 2099 entered  
Second pallet  
Pallet type  
Consignment uses SSCC  
This pallets Serial Shipping Container Code  
GTIN (Global Trade Item Number) of the case  
Product Description  
Despatched traded unit quantity equals 50  
No Sell by date for this product the year 2099 entered  
GTIN (Global Trade Item Number) of the case  
Product Description  
Despatched traded unit quantity equals 150  
No Sell by date for this product the year 2099 entered  
Third pallet  
Pallet type  
Consignment uses SSCC  
This pallets Serial Shipping Container Code  
GTIN (Global Trade Item Number) of the case  
Product Description  
Despatched traded unit quantity equals 50  
Sell by date for this product is 23<sup>rd</sup> July 2009  
GTIN (Global Trade Item Number) of the case  
Product Description  
LIN 5 is a substitute for GTIN 05410076011346  
Despatched traded unit quantity equals 100  
Sell by date for this product is 23<sup>rd</sup> July 2009  
The number of LIN segments in this transmission (UNH-UNT incl.). In this instance 5.  
The total number of segments in this transmission (UNH-UNT incl.). In this instance 46.

## Appendix A: Message structure hierarchy

### Structure of the despatch advice message

The message enables a hierarchical description of the shipment, starting with the highest level (shipment) and ending with the lowest level (items). One can for example describe a container comprising 5 pallets, a pallet being composed of several large despatch units which themselves contain smaller despatch units. The traded units (any level of packaging agreed by the trading partners) are then specified.

It is however not mandatory to describe the hierarchical structure of the shipment. A simple and probably most frequent use of the message consists in specifying the items to be despatched and the relevant information per item (quantity, additional identification ...).

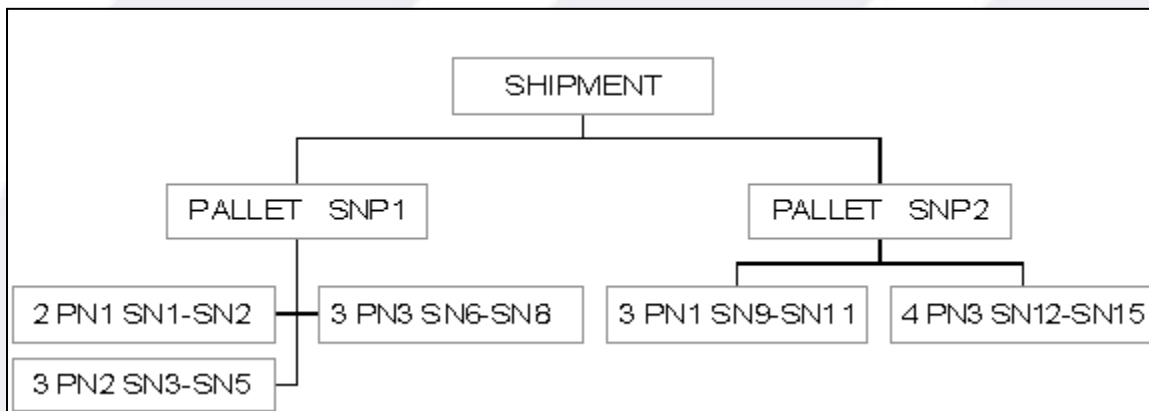
### Example

The following example is used to illustrate the different descriptive options of the Despatch Advice message. Options 1 through 4 are presented in an ascending order of complexity or completeness.

A shipment consists of 2 pallets. The first pallet, identified by the serial number SNP1, contains 8 cartons. 2 cartons of product number PN1, 3 cartons of PN2 and 3 cartons of PN3. The cartons are individually identified by serial numbers ranging from SN1 through SN8.

The second pallet identified by the serial number SNP2, contains 3 cartons of product number PN1 and 4 cartons of product number PN3. The cartons are individually identified by serial numbers ranging from SN9 through SN15.

The shipment can be represented like this:



**Figure 6: Example shipment**

Please note that for easy reading, the product numbers (PN's) and the serial numbers (SNP's, SN's) have been shortened. In real transactions, standard GTINs and the Serial Shipping Container Code should be used. The message structure has been simplified with only the functional segments of the detail section presented.

### Option 1

Only product numbers and total shipment quantities are provided, no carton specific serial numbers are provided and no description of the shipment structure is given.

This option allows for the description of the shipment composition only in terms of products and total quantities per product. In this case the shipment is described as being composed of 5 units of PN1, 3 units of PN2 and 7 units of PN3. Using this option, the message will provide no information

regarding individual despatch carton serial numbers or the way they are organised hierarchically in the shipment, i.e. the shipment consists of two pallets, the first containing..., the second pallet containing....

### Option 1: Detail section of the despatch advice message

CPS+1'	"Dummy" CPS segment
LIN+1++PN1:SRV'	First line item; PN1
QTY+12:5'	Quantity Despatched 5
LIN+2++PN2:SRV'	Second line item; PN2
QTY+12:3'	Quantity Despatched 3
LIN+3++PN3:SRV'	Third line item; PN3
QTY+12:7'	Quantity Despatched 7

### **Option 2**

Product numbers and total quantities of the shipment are provided. Additionally, each carton is uniquely identified by a serial number. No description of the structure of the shipment is given.

This option allows for the description of the shipment composition but ignores any hierarchical structure of the shipment. In this case the shipment is described as being composed of 5 units of PN1, 3 units of PN2 and 7 units of PN3. Additionally, each carton is uniquely identified by a serial number so as to distinguish cartons with the same product number, so that for example cartons PN1 will be identified with the serial numbers SN1, SN2, SN9, SN10 and SN11. This option does not provide information on how the groups of cartons are organised in the shipment, (i.e. in terms of pallets).

### Option 2: Detail section of the despatch advice message

CPS+1'	"Dummy" CPS segment
LIN+1++PN1:SRV'	First line item; PN1
QTY+12:5'	Quantity Despatched 5
PCI+33E'	Marked packaging with SSCC
GIN+BJ+SN1:SN2+SN9:SN11'	Serial numbers of 5 cartons PN1
LIN+2++PN2:SRV'	Second line item; PN2
QTY+12:3'	Quantity Despatched 3
PCI+33E'	Marked packaging with SSCC
GIN+BJ+SN3:SN5'	Serial numbers of 3 cartons PN2
LIN+3++PN3:SRV'	Third line item; PN3
QTY+12:7'	Quantity Despatched 7
PCI+33E'	Marked packaging with SSCC
GIN+BJ+SN6:SN8+SN12:SN15'	Serial numbers of 7 cartons PN3

### **Option 3**

Description of the shipment hierarchical structure in terms of pallet content, with pallets uniquely identified.

This option allows describing the composition of the shipment in terms of the pallets it contains, each pallet uniquely identified by a serial shipping container code (SNP1 and SNP2). The message describes the composition of each pallet in terms of the cartons contained and in what quantity, per pallet.

### Option 3: Detail section of the despatch advice message

CPS+1'	1st CPS; no parent
PAC+2++201'	Number of packages = 2 pallets type ISO 1
CPS+2+1'	2nd CPS; first pallet; parent = shipment

PAC+1++201'  
 PCI+33E'  
 GIN+BJ+SNP1'  
 CPS+3+2'  
 PAC+8++CT'  
 LIN+1++PN1:SRV'  
 QTY+12:2'  
 LIN+2++PN2:SRV'  
 QTY+12:3'  
 LIN+3++PN3:SRV'  
 QTY+12:3'  
 CPS+4+1'  
 PAC+1++201'  
 PCI+33E'  
 GIN+BJ+SNP2'  
 CPS+5+4'  
 PAC+7++CT'  
 LIN+4++PN1:SRV'  
 QTY+12:3'  
 LIN+5++PN3:SRV'  
 QTY+12:4'

Outer packaging level, pallet type ISO 1  
 Marked packaging with SSCC  
 Serial number of 1st pallet  
 3rd CPS; 8 cartons; parent = pallet SNP1  
 Pallet contains 8 cartons  
 First line item; PN1  
 Quantity Despatched 2  
 Second line item; PN2  
 Quantity Despatched 3  
 Third line item; PN3  
 Quantity Despatched 3  
 4th CPS; second pallet; parent = shipment  
 Outer packaging level, pallet type ISO 1  
 Marked packaging with SSCC  
 Serial number of 2nd pallet  
 5th CPS; 7 cartons; parent = pallet SNP2  
 Pallet contains 7 cartons  
 Fourth line item; PN1  
 Quantity Despatched 3  
 Fifth line item; PN3  
 Quantity Despatched 4

#### Option 4

Description of the shipment hierarchical structure in terms of the pallets and their content. Both pallets and cartons contained are uniquely identified by serial numbers.

This option allows describing the composition of the shipment in a hierarchical nature. The shipment is identified as being composed of two pallets each identified by a serial shipping container code (SNP1 and SNP2). The message describes the composition of each pallet in terms of the units contained and their serial shipping container codes. Following the same hierarchical logic the message could go on to describe the composition of each carton in terms of its traded or consumer units.

#### Option 4: Detail section of the despatch advice message

CPS+1'  
 PAC+2++201'  
 CPS+2+1'  
 PAC+1++201'  
 PCI+33E'  
 GIN+BJ+SNP1'  
 CPS+3+2'  
 PAC+8++CT'  
 LIN+1++PN1:SRV'  
 QTY+12:2'  
 PCI+33E'  
 GIN+BJ+SN1:SN2'  
 LIN+2++PN2:SRV'  
 QTY+12:3'  
 PCI+33E'  
 GIN+BJ+SN3:SN5'  
 LIN+3++PN3:SRV'  
 QTY+12:3'  
 PCI+33E'

1st CPS; no parent  
 Number of packages = 2 pallets type ISO 1  
 2nd CPS; first pallet; parent = shipment  
 Outer packaging level, pallet type ISO 1  
 Marked packaging with SSCC  
 Serial number of 1st pallet  
 3rd CPS; 8 cartons; parent = pallet SNP1  
 Pallet contains 8 cartons  
 First line item; PN1  
 Quantity Despatched 2  
 Marked packaging with SSCC  
 Serial numbers of 2 cartons PN1  
 Second line item; PN2  
 Quantity Despatched 3  
 Marked packaging with SSCC  
 Serial numbers of 3 cartons PN2  
 Third line item; PN3  
 Quantity Despatched 3  
 Marked packaging with SSCC



GIN+BJ+SN6:SN8'  
CPS+4+1'  
PAC+1++201'  
PCI+33E'  
GIN+BJ+SNP2'  
CPS+5+4'  
PAC+7++CT'  
LIN+4++PN1:SRV'  
QTY+12:3'  
PCI+33E'  
GIN+BJ+SN9:SN11'  
LIN+5++PN3:SRV'  
QTY+12:4'  
PCI+33E'  
GIN+BJ+SN12:SN15'

Serial numbers of 3 cartons PN3  
4th CPS; second pallet; parent = shipment  
Outer packaging level, pallet type ISO 1  
Marked packaging with SSCC  
Serial number of 2nd pallet  
5th CPS; 7 cartons; parent = pallet SNP2  
Pallet contains 7 cartons  
4th line item; PN1  
Quantity Despatched 3  
Marked packaging with SSCC  
Serial numbers of 3 cartons PN1  
5th line item; PN3  
Quantity Despatched 3  
Marked packaging with SSCC  
Serial numbers of 4 cartons PN3

© Copyright GS1 Edition 2010

## Appendix B: Glossary of terms

Name	Definition
3PL	Party providing logistic services such as warehousing, re-packing products, distribution and assembly. (see LSP)
4PL	Scenario in which the Logistic Services Provider is responsible for planning and monitoring execution only. He will contract the carriers responsible for the actual movement of the goods.
Acceptance of goods	The process of receiving a consignment usually against the issue of a receipt. As and from this moment the party accepting the consignment becomes responsible for the consignment.
ANA	Article Number Association created in 1976 and merged with Electronic Commerce Association in 1998 to form e-Centre was renamed as GS1 UK in 2005. GTINs (see Global Trade Item Number for definition) are still sometime s referred to as ANA numbers.
ASN	Advanced Shipping Notice used to specify details for goods despatched or ready for despatch under agreed conditions. (See DESADV)
Back haul	The return movement of a means of transport, which has provided a transport service in one direction.
Bill of lading	<p>A document which evidences a contract of carriage by sea and the taking over or loading of goods by the carrier, and by which the carrier undertakes to deliver the goods against surrender of the document. A provision in the document that the goods are to be delivered to the order of a named person, or to order, or to bearer, constitutes such an undertaking. The document has the following functions:</p> <ol style="list-style-type: none"> <li>1. A receipt for goods, signed by a duly authorized person on behalf of the carriers.</li> <li>2. A document of title to the goods described therein.</li> <li>3. Evidence of the terms and conditions of carriage agreed upon between the two parties.</li> </ol> <p><b>[note]</b> Generally two types are distinguished.</p> <ol style="list-style-type: none"> <li>1. House BOL is issued by the Forwarder.</li> <li>2. Master BOL is issued by the Carrier. They can cover multiple House BOL</li> </ol>
Booking In transport	The process of making a reservation for space on a means of transport for the movement of goods.
Break-Bulk	<p>Break-Bulk is the process that deals with splitting up (deconsolidating) a consolidated shipment into multiple different parts.</p> <p>In general the resulting parts (within forwarding and transportation scenarios) will be the shipments that were originally incorporated into the consolidated shipment.</p> <p>In some break-bulk scenarios however even the original shipments will be split up (usually based on SKU).</p> <p>In all cases the resulting parts from break-bulk may be consolidated again into shipments for the next destination from the Consolidation Centre.</p>

Name	Definition
<b>Business Unit</b>	Organizational unit that serves a defined external market and is responsible for strategic planning and commercial operations. Large companies are often composed of a number of business units.
<b>Buyer</b>	Party to which goods or services are sold.
<b>Cargo manifest</b>	Listing of goods comprising the cargo carried in a means of transport or in a transport-unit. The cargo manifest gives the commercial particulars of the goods, such as transport document numbers, consignors, consignees, shipping marks, number and kind of packages and descriptions and quantities of goods.
<b>Carrier</b>	<b>Party</b> undertaking the transportation of goods from one point to another.
<b>Commercial invoice</b>	Document claiming payment for goods or services supplied under conditions agreed between seller and buyer.
<b>Consignee</b>	The party by whom the goods, cargo or containers are meant to be received. The actual physical receipt can take place by another party.
<b>Consignment</b>	<p>A consignment is a separately identifiable collection of Consignment Items (available to be) transported from one Consignor to one Consignee via one or more modes of transport as specified in one single transport service contractual document.</p> <p>Clarifications by TBG3 (UN/CEFACT):</p> <ul style="list-style-type: none"> <li>_ A Consignment can only have one Transport Service Buyer</li> <li>_ A Consignment can only have one Transport Service Provider</li> <li>_ A Consignment can only have one Consignor</li> <li>_ A Consignment can only have one Consignee</li> <li>_ The Transport Service Buyer can be either the Consignor or the Consignee</li> <li>_ A Consignment is made up of one or more Consignment Items</li> <li>_ A Consignment can be made up of some or all Trade Items (aggregated into Consignment Items) from one or more Shipments</li> <li>_ A Consignment is made up of one or more Customs Items for reporting to Customs</li> <li>_ A Consignment can have one or more Customs UCRs</li> </ul>
<b>Consignment note</b>	A document prepared by the consignor or on behalf of, which evidences a contract for the transportation by a carrier (normally road or rail) of one consignment from a named place of acceptance to a named place of delivery.

Name	Definition
<b>Consignment Item</b>	<p>A separately identifiable quantity of products grouped together by Customs tariff code or packaging for transport purposes. A Consignment Item is the lowest level of information within a Consignment. In the case of cross border consignments each Consignment Item must have only one associated Customs tariff code in order to satisfy Customs requirements.</p> <ul style="list-style-type: none"> <li>— A Consignment Item can contain one or more Trade Items</li> <li>— A Consignment Item can only have one associated Customs tariff code</li> </ul>
<b>Consignor</b>	<p>The party by whom the goods, cargo or containers are sent. The physical despatch can be done by another party. Synonym: Shipper.</p>
<b>Consolidation</b>	<p>The grouping together of individual consignments of goods into a combined consignment for transport.</p>
<b>Consolidation Centre</b>	<p>The site (location) where the consolidation process is supported and executed by the Logistics Service Provider.</p>
<b>Co-packing</b>	<p>Packaging operation, often executed by the logistic service provider in a warehouse zone which consists of assembling either different products or the same products under the same packaging, (consumer batches, sample of a new product added to the normal one,).</p>
<b>Cross-docking</b>	<p>The concept of packing products on the incoming shipments so they can be easily sorted at intermediate warehouses or for outgoing shipments based on final destination. The items are carried from the incoming vehicle docking point to the outgoing vehicle docking point without being stored in inventory at the warehouse. Cross-docking reduces inventory investment and storage space requirements. Synonym: direct loading.</p>
<b>Customer</b>	<p>An organization or individual to which or to whom goods and/or services are supplied.</p>
<b>Delivery date</b>	<p>The date on which the delivery of goods takes place (actual) or is scheduled to take place (planned) or is requested to take place (due).</p>
<b>Delivery Note</b>	<p>The delivery note is the commercial paper document, which integrates the information about the goods and which can be returned signed to the consignor.</p>
<b>DESADV</b>	<p>A message specifying details for goods despatched or ready for despatch under agreed conditions. (see ASN)</p>
<b>Despatch Advice</b>	<p>The Despatch Advice enables a shipper to provide information about the content of a shipment to the recipients of the goods</p>
<b>Direct Delivery</b>	<p>The conveyance of goods directly from the vendor to the buyer without intermediate storage or unnecessary delay in the distribution activities.</p> <p>Frequently used if a third party acts as intermediary agent between the supplier and buyer.</p>
<b>Distribution Centre</b>	<p>An establishment (consisting of one or more warehouses and loading and unloading facilities) where the receipt, storage and distribution of goods take place. (Distribution centre = Warehouse + Forwarding services).</p>

Name	Definition
<b>EAN</b>	European Article number – now known as a Global Trade Item Number (GTIN) (see Global Trade Item Number)
<b>Estimated time of arrival (ETA)</b>	Date (and time) when a carrier estimates that a means of transport is expected to arrive at its place of destination.
<b>Estimated time of departure (ETD)</b>	Date (and time) when carrier estimates that a means of transport should depart from its place of departure.
<b>Export License</b>	Document granting permission to export as detailed within a specified time.
<b>Final mile</b>	The transportation related to moving the consignment from the final Consolidation Centre to the Consignee location. The Consignee or the Forwarder may arrange for the execution of Final Mile movement. Synonym: Last Mile
<b>Forwarder</b>	A forwarder is an individual or company that despatches shipments via asset based carriers and books or otherwise arranges space for those shipments. Common carrier types could include waterborne vessels, airplanes, trucks or railroads.
<b>Forwarding</b>	The action of taking care of the despatch or receipt of shipments and the organization of all transport related issues (e.g. route, mode and means of transport, etc.), taking care of the consolidation of information related to these shipments and their transport, and, in the case of international transport, fulfilling the documentary requirements stipulated by the national body for control of exports/imports and acting as customs clearance agent.
<b>Forwarding instruction</b>	Instructions from either the seller/consignor or the buyer/consignee to a freight forwarder, carrier or his agent, or other provider of a service, enabling the movement of goods and associated activities. The following functions can be covered: <ul style="list-style-type: none"> <li>_ movement and handling of goods (shipping, forwarding and stowage),</li> <li>_ customs formalities,</li> <li>_ distribution of documents,</li> <li>_ allocation of documents (freight and charges for the connected operations),</li> <li>_ special instructions (insurance, dangerous goods, goods release, additional documents required).</li> </ul> Synonyms: Consignment Instruction, Shipping Instruction <b>Freight 1.</b> Goods in transport from one location to another. <b>2.</b> The amount of money due for the carriage of goods and payable either in advance or upon delivery. <b>3.</b> The revenue earned from the movement of cargo.
<b>Freight Consolidation</b>	The grouping of shipments to obtain reduced costs or improved utilization of the transportation function. Consolidation can occur by market area grouping, grouping according to scheduled deliveries, or using third-party pooling services such as public warehouses and freight forwarders

Name	Definition
<b>Freight costs</b>	Costs incurred when moving goods, by whatever means, from one place to another under the terms of a contract of carriage. In addition to transport costs, this may include such elements as packing, documentation, loading, unloading, and insurance (to the extent that they relate to the freight costs).
<b>Freight invoice</b>	Document/message issued by a transport service provider, specifying freight costs and charges incurred for a transport operation and stating conditions of payment. Synonym: Freight bill
<b>Full container load (FCL)</b>	For operational purposes a full container load (FCL) container is considered a container into which no cargo can be added during the time it is transported under FCL conditions. The container is stuffed or stripped under the responsibility and for account of the shipper or the consignee.
<b>Full truck load (FTL)</b>	For operational purposes a full trailer load (FTL) trailer is considered a trailer into which no cargo can be added during the time it is transported.
<b>Global Location Number (GLN)</b>	Abbreviation for the EAN.UCC Global Location Number. A 13- digit non significant reference number used to identify Legal entities (e.g. registered companies), functional entities (e.g. specific department within a legal entity), or physical entities (e.g. a door of a warehouse).
<b>Global trade item number (GTIN)</b>	Identification of a trade item, which is defined as any item (product or service) upon which there is a need to retrieve pre-defined information and that may be priced or ordered or invoiced at any point in any supply chain.
<b>GS1 Logistics Label</b>	Standardized format of the label, which has been defined by GS1. This label is appropriate for all logistics units and namely shows information that has been symbolized in the UCC/EAN –128 bar codes (in particular the SSCC).
<b>Initial Mile (in forwarding)</b>	The transportation related to moving the consignment from the Pick-up location to the first Consolidation Centre. The Consignor or the Forwarder may arrange for the execution of Initial Mile movement.
<b>Less than container load (LCL)</b>	The container is stripped and stuffed under the responsibility of the logistic service provider. For operational purposes a less than container load (LCL) container is considered a container in which multiple consignments or parts thereof are shipped.
<b>Less than truck load (LTL)</b>	For operational purposes a less than trailer load (LTL) is considered a trailer which multiple consignments or part thereof are shipped.
<b>Load (in transport)</b>	Quantity that is being carried, expressed in a fraction of the full load of the transport means or equipment. This term normally refers to transport by truck or train. <b>[note]</b> Above definition is usually referred to as the load-factor. Usually in transportation load is a synonym for consignment.
<b>Logistic Service Client (LSC)</b>	LOGISTICS SERVICES BUYER = The logistics services buyer is defined as the party ordering the logistics services from the logistics services provider and may be either the consignor or the consignee depending on the business scenario

Name	Definition
<b>Logistic service provider (LSP)</b>	Party providing logistic services such as warehousing, re-packing products, distribution and assembly. Synonym: Third-party logistics provider (3PL)
<b>Logistic unit</b>	An item of any composition established for transport and/or storage, which needs to be managed through the supply chain.
<b>Manifest (in transport)</b>	Listing of goods comprising the cargo carried in a means of transport or in a transport-unit. The cargo manifest gives the commercial particulars of the goods, such as transport document numbers, consignors, consignees, shipping marks, number and kind of packages and descriptions and quantities of goods. Synonym: Cargo manifest.  [note] A manifest typically covers multiple consignments Manufacturer In the context of this document: Party that produces consumer packaged goods and sells them to retailers.
<b>Material Supplier</b>	Party that produces materials and sells them to manufacturers.
<b>Means of transport</b>	The particular vehicle used for the transport of goods or persons.
<b>Mode of transport</b>	The method of transport used for the conveyance of goods or persons, e.g. by rail, by road, by sea.
<b>Multi-modal transport</b>	The carriage of goods and or equipment utilizing at least two different modes of transport.
<b>Order</b>	Document/message by means of which a buyer initiates a transaction with a seller involving the supply of goods or services as specified, according to conditions set out in an offer, or otherwise known to the buyer.
<b>Outer Case</b>	A case containing e.g. 12 packets of breakfast cereal or six oil filters; the cases will not normally be sold at the retail point of sale but the items inside will be sold individually to the consumer.  Manufacturers of products sell their items by the trade item grouping or outer case to their customers which may be retailers, and the retailers generally sell trade items individually to their customers at the retail point of sale.
<b>Package</b>	The final product of the packing operation consisting of the packing and the contents, e.g. a box, carton, crate, barrel, pallet, etc.
<b>Packaging</b>	Materials and components used in any packaging operation to wrap, contain and protect articles or substances during transport.
<b>Packing list</b>	Document specifying the distribution of goods in individual packages.
<b>Pallet</b>	a portable platform for storing or moving goods that are stacked on it
<b>Place of acceptance</b>	The place at which the goods in a consignment are taken over by a carrier and where the responsibility of the carrier starts.
<b>Place of delivery</b>	Place to which the goods are to be delivered under transport contract terms (operational term). This may be different of the place of the consignee.

Name	Definition
<b>Place of departure</b>	A port, airport or other location from which a means of transport is scheduled to depart or has departed.
<b>Place of despatch</b>	Place at which the goods are taken over for carriage (operational term), this place be different from the transport contract place of acceptance.
<b>Proof of delivery</b>	Document signed by a party receiving goods acknowledging the receipt of goods specified under conditions stated or referred to in the document [note] This document is nearly always issued by the carrier and he uses it as proof of completion of execution of his commitments to his LSC. Document should show at least date and time delivery was made as well as the name and signature of the person who signed for receipt. (see DESADV for electronic message format)
<b>RM/PM</b>	Raw Materials/Produced Materials
<b>Seller</b>	Party selling goods or services.
<b>Shipment</b>	A shipment is an identifiable collection of one or more Trade Items (available to be) transported together from the Seller (Original Consignor/Shipper), to the Buyer (Final/Ultimate Consignee). Clarifications: <ul style="list-style-type: none"> <li>_ A Shipment can only be destined for one Buyer</li> <li>_ A Shipment can be made up of some or all Trade Items from one or more Sales Orders</li> <li>_ A Shipment can have only one Customs UCR</li> <li>_ A shipment may form part or all of a Consignment or may be transported in different Consignments.</li> </ul>
<b>Shipping instruction</b>	Document providing all details required for the physical movement of a consignment.
<b>Serial Shipping Container Code (SSCC)</b>	Abbreviation for Serial Shipping Container Code. It's the international code consisting of 18 digits whose structure has been defined by GS1 and enabling to identify each logistic unit uniquely. When symbolized in UCC/EAN – 128 on the logistic unit and transmitted in the despatch advice, it allows ensuring the traceability of the products.
<b>Supplier Managed Inventory (SMI)</b>	In SMI the material supplier manages the stock levels and availability in the manufacturers (his customer's) warehouse based on forecasted demand.
<b>SMOI: Supplier Managed and Owned Inventory</b>	The SMI process variant with consignment stock from the material supplier at the manufacturers' site.
<b>Terms of delivery</b>	All the conditions agreed upon between a seller and a buyer with regard to the delivery of goods and/or services, e.g. CIF, DDP, DDU, FOB or EXW from the INCOTERMS Terms of Delivery.
<b>Terms of freight</b>	All the conditions (to be) agreed upon between a transport service provider and a transport service buyer about the type of freight and charges due to carriage and whether they are prepaid or are to be collected.
<b>Terms of transport</b>	All the conditions agreed upon between a transport service provider and a transport service buyer with regard to the transportation of goods, e.g. CIF, DDP, DDU, FOB, or EXW from the INCOTERMS Terms of Delivery.

Name	Definition
<b>Tracing</b>	The function of retrieving information concerning goods, goods items, consignments or equipment.
<b>Tracking</b>	The function of maintaining status information of goods, goods items, consignments or equipment.
<b>Trade item</b>	A trade item is defined as any item (product or service) upon which there is a need to retrieve pre-defined information and that may be priced or ordered or invoiced at any point in any supply chain.
<b>Transport</b>	The process of conveying freight from the point of despatch to the point of receipt.
<b>Transport status</b>	The status of a shipment or group of shipments. For example, in transit, damaged, delayed, or diverted.
<b>Ultimate consignee</b>	Party who is the final recipient of a consignment.
<b>UN/LOCODE</b>	System of codes maintained by the United Nations, which identifies the ports of entry and exit for customs and reporting purposes.
<b>VMI</b>	Vendor Managed Inventory
<b>Warehouse</b>	A building specially designed for receipt, storage, material handling, reconditioning and shipping of products.
<b>Warehousing</b>	The activity of holding and handling goods and/or articles/products and reconditioning the articles forming a product in a store (therefore including internal transport within an operational unit).
<b>Waybill</b>	<p>A waybill is a document issued by a carrier giving details and instructions relating to the shipment of a consignment of goods. Typically it will show the names of the consignor and consignee, the point of origin of the consignment, its destination, route, and method of shipment, and the amount charged for carriage.</p> <p>Unlike a bill of lading, which includes much of the same information, a waybill is not a document of title.</p> <p>[note]: Generally two types are distinguished.</p> <ol style="list-style-type: none"> <li>1. House Waybills are issued by the Forwarder.</li> <li>2. Master Waybills are issued by the Carrier. They can cover multiple House Waybills</li> </ol>

## Appendix C: Application Identifiers for logistics labels

AI	Data Content	Format*	FNC1 required	Data title
00	SSCC (Serial Shipping Container Code)	N2+N18		SSCC
01	Global Trade Item Number (GTIN)	N2+N14		GTIN
02	GTIN of Contained Trade Items	N2+N14		CONTENT
10	Batch or Lot Number	N2+X..20	(FNC1)	BATCH/LOT
11 (**)	Production Date (YYMMDD)	N2+N6		PROD DATE
12 (**)	Due Date (YYMMDD)	N2+N6		DUE DATE
13 (**)	Packaging Date (YYMMDD)	N2+N6		PACK DATE
15 (**)	Best Before Date (YYMMDD)	N2+N6		BEST BEFORE or SELL BY
17 (**)	Expiration Date (YYMMDD)	N2+N6		USE BY OR EXPIRY
20	Variant Number	N2+N2		VARIANT
21	Serial Number	N2+X..20	(FNC1)	SERIAL
22	Secondary Data Fields	N2+X..29	(FNC1)	QTY /DATE /BATCH
240	Additional Item Identification	N3+X..30	(FNC1)	ADDITIONAL ID
241	Customer Part Number	N3+X..30	(FNC1)	CUST. PART NO.
242	Made-to-Order Variation Number	N3+N..6	(FNC1)	MTO VARIANT
250	Secondary Serial Number	N3+X..30	(FNC1)	SECONDARY SERIAL
251	Reference to Source Entity	N3+X..30	(FNC1)	REF. TO SOURCE
253	Global Document Type Identifier (GDTI)	N3+N13+N..17	(FNC1)	GDTI
254	GLN Extension Component	N3+X..20	(FNC1)	GLN EXTENSION COMPONENT
30	Count of Items (Variable Measure Trade Item)	N2+N..8	(FNC1)	VAR. COUNT
310 (***)	Net weight, kilograms (Variable Measure Trade Item)	N4+N6		NET WEIGHT (kg)
311 (***)	Length or first dimension, metres (Variable Measure Trade Item)	N4+N6		LENGTH (m)
312 (***)	Width, diameter, or second dimension, metres (Variable Measure Trade Item)	N4+N6		WIDTH (m)
313 (***)	Depth, thickness, height, or third dimension, metres (Variable Measure Trade Item)	N4+N6		HEIGHT (m)

AI	Data Content	Format*	FNC1 required	Data title
314 (***)	Area, square metres (Variable Measure Trade Item)	N4+N6		AREA (m <sub>2</sub> )
315 (***)	Net volume, litres (Variable Measure Trade Item)	N4+N6		NET VOLUME (l)
316 (***)	Net volume, cubic metres (Variable Measure Trade Item)	N4+N6		NET VOLUME (m <sub>3</sub> )
320 (***)	Net weight, pounds (Variable Measure Trade Item)	N4+N6		NET WEIGHT (lb)
321 (***)	Length or first dimension, inches (Variable Measure Trade Item)	N4+N6		LENGTH (i)
322 (***)	Length or first dimension, feet (Variable Measure Trade Item)	N4+N6		LENGTH (f)
323 (***)	Length or first dimension, yards (Variable Measure Trade Item)	N4+N6		LENGTH (y)
324 (***)	Width, diameter, or second dimension, inches (Variable Measure Trade Item)	N4+N6		WIDTH (i)
325 (***)	Width, diameter, or second dimension, feet (Variable Measure Trade Item)	N4+N6		WIDTH (f)
326 (***)	Width, diameter, or second dimension, yards (Variable Measure Trade Item)	N4+N6		WIDTH (y)
327 (***)	Depth, thickness, height, or third dimension, inches (Variable Measure Trade Item)	N4+N6		HEIGHT (i)
328 (***)	Depth, thickness, height, or third dimension, feet (Variable Measure Trade Item)	N4+N6		HEIGHT (f)
329 (***)	Depth, thickness, height, or third dimension, yards (Variable Measure Trade Item)	N4+N6		HEIGHT (y)
330 (***)	Logistic weight, kilograms	N4+N6		GROSS WEIGHT (kg)
331 (***)	Length or first dimension, metres	N4+N6		LENGTH (m), log
332 (***)	Width, diameter, or second dimension, metres	N4+N6		WIDTH (m), log
333 (***)	Depth, thickness, height, or third dimension, metres	N4+N6		HEIGHT (m), log
334 (***)	Area, square metres	N4+N6		AREA (m <sub>2</sub> ), log

AI	Data Content	Format*	FNC1 required	Data title
335 (***)	Logistic volume, litres	N4+N6		VOLUME (l), log
336 (***)	Logistic volume, cubic metres	N4+N6		VOLUME (m <sup>3</sup> ), log
337 (***)	Kilograms per square metre	N4+N6		KG PER m <sup>2</sup>
340 (***)	Logistic weight, pounds	N4+N6		GROSS WEIGHT (lb)
341 (***)	Length or first dimension, inches	N4+N6		LENGTH (i), log
342 (***)	Length or first dimension, feet	N4+N6		LENGTH (f), log
343 (***)	Length or first dimension, yards	N4+N6		LENGTH (y), log
344 (***)	Width, diameter, or second dimension, inches	N4+N6		WIDTH (i), log
345 (***)	Width, diameter, or second dimension, feet	N4+N6		WIDTH (f), log
346 (***)	Width, diameter, or second dimension, yard	N4+N6		WIDTH (y), log
347 (***)	Depth, thickness, height, or third dimension, inches	N4+N6		HEIGHT (i), log
348 (***)	Depth, thickness, height, or third dimension, feet	N4+N6		HEIGHT (f), log
349 (***)	Depth, thickness, height, or third dimension, yards	N4+N6		HEIGHT (y), log
350 (***)	Area, square inches (Variable Measure Trade Item)	N4+N6		AREA (i <sub>2</sub> )
351 (***)	Area, square feet (Variable Measure Trade Item)	N4+N6		AREA (f <sub>2</sub> )
352 (***)	Area, square yards (Variable Measure Trade Item)	N4+N6		AREA (y <sub>2</sub> )
353 (***)	Area, square inches	N4+N6		AREA (i <sub>2</sub> ), log
354 (***)	Area, square feet	N4+N6		AREA (f <sub>2</sub> ), log
355 (***)	Area, square yards	N4+N6		AREA (y <sub>2</sub> ), log
356 (***)	Net weight, troy ounces (Variable Measure Trade Item)	N4+N6		NET WEIGHT (t)
357 (***)	Net weight (or volume), ounces (Variable Measure Trade Item)	N4+N6		NET VOLUME (oz)
360 (***)	Net volume, quarts (Variable Measure Trade Item)	N4+N6		NET VOLUME (q)

AI	Data Content	Format*	FNC1 required	Data title
361 (***)	Net volume, gallons U.S. (Variable Measure Trade Item)	N4+N6		NET VOLUME (g)
362 (***)	Logistic volume, quarts	N4+N6		VOLUME (q), log
363 (***)	Logistic volume, gallons U.S	N4+N6		VOLUME (g), log
364 (***)	Net volume, cubic inches (Variable Measure Trade Item)	N4+N6		VOLUME (i <sub>3</sub> )
365 (***)	Net volume, cubic feet (Variable Measure Trade Item)	N4+N6		VOLUME (f <sub>3</sub> )
366 (***)	Net volume, cubic yards (Variable Measure Trade Item)	N4+N6		VOLUME (y <sub>3</sub> )
367 (***)	Logistic volume, cubic inches	N4+N6		VOLUME (i <sub>3</sub> ), log
368 (***)	Logistic volume, cubic feet	N4+N6		VOLUME (f <sub>3</sub> ), log
369 (***)	Logistic volume, cubic yards	N4+N6		VOLUME (y <sub>3</sub> ), log
37	Count of Trade Items	N2+N..8	(FNC1)	COUNT
390 (***)	Applicable Amount Payable, local currency	N4+N..15	(FNC1)	AMOUNT
391 (***)	Applicable Amount Payable with ISO Currency Code	N4+N3+N..15	(FNC1)	AMOUNT
392 (***)	Applicable Amount Payable, single monetary area (Variable Measure Trade Item)	N4+N..15	(FNC1)	PRICE
393 (***)	Applicable Amount Payable with ISO Currency Code (Variable Measure Trade Item)	N4+N3+N..15	(FNC1)	PRICE
400	Customer's Purchase Order Number	N3+X..30	(FNC1)	ORDER NUMBER
401	Global Identification Number for Consignment (GINC)	N3+X..30	(FNC1)	GINC
402	Global Shipment Identification Number (GSIN)	N3+N17	(FNC1)	GSIN
403	Routing Code	N3+X..30	(FNC1)	ROUTE
410	Ship to - Deliver to Global Location Number	N3+N13		SHIP TO LOC
410	Ship to - Deliver to Global Location Number	N3+N13		SHIP TO LOC

AI	Data Content	Format*	FNC1 required	Data title
411	Bill to - Invoice to Global Location Number	N3+N13		BILL TO
412	Purchased from Global Location Number	N3+N13		PURCHASE FROM
413	Ship for - Deliver for - Forward to Global Location Number	N3+N13		SHIP FOR LOC
414	Identification of a Physical Location - Global Location Number	N3+N13		LOC No
415	Global Location Number of the Invoicing Party	N3+N13		PAY TO
420	Ship to - Deliver to Postal Code Within a Single Postal Authority	N3+X..20	(FNC1)	SHIP TO POST
421	Ship to - Deliver to Postal Code with ISO Country Code	N3+N3+X..9	(FNC1)	SHIP TO POST
422	Country of Origin of a Trade Item	N3+N3	(FNC1)	ORIGIN
423	Country of Initial Processing	N3+N3+N..12	(FNC1)	COUNTRY - INITIAL PROCESS
424	Country of Processing	N3+N3	(FNC1)	COUNTRY - PROCESS.
425	Country of Disassembly	N3+N3	(FNC1)	COUNTRY - DISASSEMBLY
426	Country Covering full Process Chain	N3+N3	(FNC1)	COUNTRY – FULL PROCESS
7001	NATO Stock Number (NSN)	N4+N13	(FNC1)	NSN
7002	UN/ECE Meat Carcasses and Cuts Classification	N4+X..30	(FNC1)	MEAT CUT
7003	Expiration Date and Time	N4+N10	(FNC1)	EXPIRY TIME
7004	Active Potency	N4+N..4	(FNC1)	ACTIVE POTENCY
703s	Approval Number of Processor with ISO Country Code	N4+N3+X..27	(FNC1)	PROCESSOR # s
8001	Roll Products (Width, Length, Core Diameter, Direction, Splices)	N4+N14	(FNC1)	DIMENSIONS
8002	Cellular Mobile Telephone Identifier	N4+X..20	(FNC1)	CMT No
8003	Global Returnable Asset Identifier (GRAI)	N4+N14+X..16	(FNC1)	GRAI
8004	Global Individual Asset Identifier (GIAI)	N4+X..30	(FNC1)	GIAI
8005	Price Per Unit of Measure	N4+N6	(FNC1)	PRICE PER UNIT

AI	Data Content	Format*	FNC1 required	Data title
8006	Identification of the Components of a Trade Item	N4+N14+N2+N2	(FNC1)	GCTIN
8007	International Bank Account Number (IBAN)	N4+X..30	(FNC1)	IBAN
8008	Date and Time of Production	N4+N8+N..4	(FNC1)	PROD TIME
8018	Global Service Relation Number (GSRN)	N4+N18	(FNC1)	GSRN
8020	Payment Slip Reference Number	N4+X..25	(FNC1)	REF No
8100	GS1-128 Coupon Extended Code	N4+N6	(FNC1)	-
8101	GS1-128 Coupon Extended Code	N4+N1+N5+N4	(FNC1)	-
8102	GS1-128 Coupon Extended Code	N4+N1+N1	(FNC1)	-
8110	Coupon Code Identification for Use in North America	N4+X..30	(FNC1)	-
90	Information Mutually Agreed Between Trading Partners	N2+X..30	(FNC1)	INTERNAL
91 to 99	Company Internal Information	N2+X..30	(FNC1)	INTERNAL




## Appendix D: References

### EANCOM Manual 2002 Edition 2010

[https://members.gs1uk.org/my\\_account/Pages/EANCOMmanual.aspx](https://members.gs1uk.org/my_account/Pages/EANCOMmanual.aspx)

### Logistics Labels and SSCCs

This link takes you to the full international specification on the member's website

 [Standard International Logistic Label - STILL](#)

### GS1 General Specification

This link takes you to the full international specification on the member's website

 [GS1 General specification pdf \(4.6MB\)](#)

### GS1 UK Solution Partners

A list of GS1 UK accredited Solution Partners is available to help suppliers with implementations:

<http://www.gs1uk.org/resources/sp/Pages/solution-provider-finder.aspx>

